



# PREPARE YOUR TEAM FOR TODAY'S HEALTH CHALLENGES

## SKILLS CENTER

The Skills Center provides an interactive learning environment and an opportunity to enhance skills and anatomical knowledge through training and education within a world class facility.

Provides personalized experiences that delivers results through :

- ❖ Hands-on opportunities
- ❖ Individual access to highly qualified faculty
- ❖ Opportunity to discuss difficult cases
- ❖ Unique combination of educational formats
- ❖ Research & Development

Young and established Surgeon's gain national recognition for their commitment to developing superior outcomes.



## Message from the DIRECTOR

Welcome to yet one more pride of **SBV** the “**Skills Center**”. With the launch of the new facility the Skills Center will provide incredible opportunities, training, education and research offerings from across the specialties to young and established surgeons to hone their surgical skills.

The desire for patient safety and quality in patient care and the enthusiasm among the younger generation to acquire skills faster is accelerating the development of Skills Training Education in a constantly changing occupation.

We believe that the skill development, training and education go hand in hand. That is the reason we at **SBV** have designed a state of the art education and training skills center with a bespoke cadaveric dissection and wide spectrum of simulation training courses that could provide an ideal environment to teach fundamental and advance technical skills and procedures. The mission is to create a simulated environment where young and established surgeons can hone their skill and allow ‘**hands on**’ prior to performing procedures on patients.

With the availability of technology, medical devices and simulation models it is becoming a need of the day to provide a comprehensive approach to surgical education.

The **Skills Center** is dedicated to providing the much needed resources to enhancing understanding of Human Anatomy.

I express my profound thanks to our Chairman and the management of **Shri Balaji Educational Charitable Public Trust** for its generous contribution and funding and establishing the Skills center.

The **Skills Center** makes use of fresh frozen cadavers to give a realistic experience in a controlled environment. There are instructors and experienced staffs to always help and come handy to assist trainees with any procedure. The simulation based learning also stands out as top class as all the courses are conducted by faculty with multi disciplinary diverse experience to help in practicing surgical skills.

We wish to establish the **Skills Center** with which one has to “discover”, “teach”, “heal”.

At the new **Skills Center** we stand committed to ensuring high standards of health care are met. All participants are involved in an interactive discussion and explore all possible ways to approaching a procedure. The Skills Center activities will help in harnessing the professional experience to all who have committed to a career in surgery.

The **Skills Center** Team comprises of highly trained technicians and experienced administrators who will provide support and ensure that every event runs smooth from start to finish.

The **Skills Center** has been well advised by collegiums of eminent persons through whose help the courses have been designed. Our entire approach to delivering a world standard training and education is driven with the thought that each program will enhance the surgical skills, anatomical knowledge that will develop proficiency in clinical condition.

The **Skills Center** has it all, an excellent facility, well designed wide range of courses that will offer an unsurpassed level of technical skills that can be mastered. The center will constantly develop specialties knowledge by conducting symposia across disciplines.

The **Skills Center** is entirely supported by a wide array of equipments and monitors and special surgical suite which completely mimics the original. The **Skills Center** is also equipped with recovery area, control room and observation and Debrief room and also has conference seminar rooms lecture theaters and offering the latest audio video visual presentation equipment. The **Skills Center** is equipped with audio video systems and also has video conferencing facility to connect to live theaters.

I encourage accessing our advanced training courses to meet out the challenges of a constantly changing occupation. The **Skills Center** venue is also ideally suited for the introduction of new techniques and technologies, products launches by companies.

Finally I thank the entire medical and surgical device co’s who have agreed to unconditionally support our training and educational venture by providing the equipments and devices at the shortest notice.

The center is also ready to receive donors by making the process easy, simple and hassle free.

I wish the entire members who have made the **Skills Center** a possibility with their commitment working day and night with love and labor.

We have created a **Skills Center** we like. We think you will too. Whatever your requirement, we will work with you to develop program that delivers the specific training you need.

### Ravi Chandran

Director

*‘ The Skills Center is established with the generous support of our Chairman SBECPT*

*We respect all those who have bequeathed their bodies for medical science.’*



Message from the

## VC OFFICE

### SKILLS CENTER

WORLD-CLASS MEDICAL TRAINING  
AND EDUCATION

The Skills Center provides world-class **medical training and education courses**. It offers young and established professionals a full range of learning opportunities, From Basic to advance Training courses. It also offers Surgeon-to-Surgeon programs.

Today's surgeons have to spend years acquiring specialized knowledge and experience. Surgical education is by definition a life-long process, beginning with a solid training period and followed by extensive **continuing medical education throughout their careers**.

While **SBV** has been providing leading medical education courses for decades, the Skill Center was born out of a need to develop **physician training** and education to learn Minimally Invasive Solutions (MIS) Technology, a specialty **SBV** developed in 2001. Today, the Skill Center provides cadaveric training and interactive education on technologies across all product segments on a global basis. The Institute's education enables surgeons to gain new knowledge, develop new skills which optimize patient outcomes and help patients get back to daily activities as fast as possible.

The Skills Center developed exclusive "learner-centered" content, educating surgeons on exactly what they need to know to perform their work. The tailored, interactive training **courses** feature a collaborative learning environment with hands-on offerings. **Courses** go deep into specific procedures, not only educating surgeons on safe and effective use, but explaining how every step helps reduce recovery time.

The Skills Center makes a commitment to stay at the forefront of **professional medical education**. Our **physician training courses** feature an excellent faculty-to-student ratio, incorporate the latest technology, promote interaction with faculty trainers and encourage participant collaboration. Courses are offered at convenient locations worldwide, minimizing the time participants spend away from their practice. In addition, our online **medical education courses** provide surgeons with access at a convenient time and place.

*" Our experience over the last few years confirms that the demand for Skills Training , Education & Research to develop and improve health services around the work is strong and growing.*

## CONTENTS

### About us

Welcome to Skills Center

### Introduction

Skill is better learned when guided and practiced in a controlled environment

### Advisors

The Skills Center is well advised by a fine collegium of multi disciplinary cohesive group with vast experience in medical education.

### Facility

Purpose built to provide unsurpassed level of education, skills training & research

### Course

A wide range of bespoke surgical training and courses offered from basic to advance level on fresh frozen cadavers.

### Research

Fully equipped to undertake basic, advanced and pioneering research into any aspect of surgery and product development

### Partnership

Collaboration with co's to share knowledge on all aspects of clinical training.

### Contact

### Useful Links







About  
Surgical  
Education  
Center

## SKILLS CENTER



The Skills Center is a vital constituent of the **SBV** University which hosts advanced and specialist courses in surgical skills and anatomy training courses. We are dedicated to the development of innovative teaching resources increasing our focus on anatomical knowledge and educational research. The training center is run by our highly qualified, experienced support team backed up by professional.

It is built to be a state-of-the-art Skills Center offering a range of superb facilities which makes use of embalmed and fresh frozen human cadaveric material, underpinning excellent training from trainees to established surgeon. The center also provides material and support for many clinically related research projects.

The Skills Center relies heavily on the generosity of members of the public who **bequeath their bodies** to the center in order to offer this essential training.





## About us

The team, lead by Add Director, Dr Ravichandran, ensures high quality delivery of education and training. The supporting teams have a wealth of experience in their chosen surgical, technical and administrative fields

The Center attracts local, national and internationally renowned teaching faculty for its many basic and advance surgical training courses. Attendees have access to an unrivalled pool of expertise from which they can learn and develop their skills.

The Center is established through the generous support of Sri Balaji Educational Charitable Public Trust and is based on the 2nd floor of the College block of Shri Sathya Sai Medical College and Research Institute which is an off-campus college of Sri Balaji Vidyapeeth University, in the most sort after outskirts of Chennai, near to the Shore Temple, Mahabalipuram.

The location takes advantage of good travel links to Pondicherry and other major places providing easy access for attendees.

Mahabalipuram is famous for the shore temples, one of the best architect of the Cholas and Pallavas Dynasty, with many of the stunning artifacts still maintained in its original form.

The Skill Center is a unique facility committed to delivering exceptional orifessional priogrammes, using effective modern technology.

The Skill Center is a state-of-the art facility providing advance education to the medical profession across the country. The center provides the best possible environment for surgeons to learn and perfect their techniques on cadaveric material.

With the least technology, the Skills Center provides the highest standards of training and continuing professional development.

The Center is recognized by ICMR, enabling some of our leading surgeons to deliver training in a unique wet lab environment.



## Introduction

### Developing a Global Health Opportunities

It is well know that Skill is better learned when guided and practiced in a controlled environment.

The SSS Skills Center marks the beginning of the transformation from learner to outstanding surgeons.

The Skill Center is vitally important innovation for young and established surgeons to practice and hone their surgical skills in a controlled environment and under an able instructor.

The Skill Center provides a specialized training on cadaver and simulators for trainees to learn and hone their operative skills prior to performing procedure on patients

The aim of the Skills Center is to improve clinical outcome by providing an excellent and comprehensive training program to successfully transferring and reinforcing medical knowledge necessary to emphatically care for the patients.

The Skills center is dedicated to providing a much needed resources to enhancing understanding of the Human Anatomy.

The Skills Center stands committed to ensuring high standards of health care are met through specialized education, training and Research.

*“Based on the philosophy that successful transfer of knowledge and skills leads to improved outcomes and care of the patients, the state – of – the – art educational facility provides an ideal environment to teach fundamental and advance surgical skills and procedure”.*





## Advisory Group

The Skills Center has fine collegiums of advisors from a multi disciplinary cohesive group with a vast experience in imparting Education and Surgical Skills.

They are here to guide us on designing courses, conduct research and develop proficiency in clinical knowledge.

## Leadership

**President**  
**Vice President**  
**Secretary**  
**Directors**  
**Advisory Council**  
**Emeriti**

**Center Manager**  
**Co-ordinator**  
**Medical Skills**  
**Simulation Lab**

**Dept. of Anesthesia**  
**GY & OB**  
**Cardiothoracic**



**Quality Manager**  
**Co-ordinator**  
**Surgical Skills**  
**simulation lab**

**Surgery**  
**ENT**

**QCO Tissue Bank**  
**Co-ordinator**  
**Cadaver Mgt**

**Orthopedics**  
**TBCD**

### Announcement from the Board

*The SBV Board is determined to support surgically orientated Professional courses that are with set outcomes for professional development and improvement of patient care. The Board has agreed to support the future strategy of the Skill Center and to realign policy to use resources directly towards more diverse activities that are recognized through set objectives. The Board will continue through the Skills Center, to take part in and provide full support for the highest standards of training and development for healthcare professionals.*

## Facilities

### Surgical Skill Center

The Skills center is purpose built and will offer unsurpassed level of education and skills training.

The Skill center will be recognized for fostering gold standard education and training to medical and surgical specialties and will utilize the center for delivering the highest quality services outside of the operation theater room.

The Skills Center will provide cadaver skills training and simulators based training.



### Skills Lab

Cadaver specimens together with medical visualization technology provide an ideal environment for anatomy study. Cadavers offer enormous potential and exciting opportunities for health science. Through education and specialized training one can find valuable resources and insights in major diseases. The Skill Center will offer multi disciplinary cadaver and simulators skills training suiting to each specialties.

### Simulation Lab

Simulation based education are important in surgical training. The Simulation training is designed to allow assessment and practice to technical skills that lead to patient safety in common and advance procedures. The simulation courses are conducted by experienced faculty with multi disciplinary diverse experience to teach practical surgical skills.

On successful training on can expect to become better equipped to protect the health of patients.

Ad a part of education the Skills Center will also be engaged in

- Leadership Development Management
- Quality Improvement Resources.
- Peer Learning
- Transforming Quality and Safety of care to Patients





# surgical TRAINING

## Main Wet Lab

The Skill Center is self-contained and is equipped with 5 operating tables which are height and tilt adjustable, supported with fully adjustable operating theater lights and suction, irrigation facilities.

The room can accommodate courses of up to 50 delegates with sufficient space for specialized equipment, including laparoscopic stacks and Harmonic scalpel units.

A full range of basic surgical kit, for open or laparoscopic procedures including retractors, scalpels, forceps and scissors is available along with a range of suture material.

An extensive range of personal protective gear is available along with lead aprons approved for radiographic work.

Large screen HD monitors allow demonstration from a front table mounted camera, with the ability to flip to computer presentation at the touch of a button.

Photographic and video capture services are available along with an onsite burn to disc option.

Wi-Fi facilities operate throughout the center to complement any sessions within the lab.

Video links from lab to presentation room and lecture theaters allow total flexibility for courses.





## About the Skills Center

The skills center is equipped with the latest surgical equipments and virtual simulators.

The skills center is connected to live Operation Theater via an audio video link for participants to have real time communication to bridge the gap between theoretical and practical experience.

The center makes use of fresh frozen cadavers considered to be gold standard for surgical training. This gives a realistic experience as possible and allows participants to practice procedures in a controlled and realistic environment.

The Skill center is part of SBV initiative to providing the best academic and medical practice.

The Skills Center is located in the 2nd floor of the college block and occupies more than 15,000 sq ft area .



## Wet Lab and Dry Skills Room

The wet set in an operating theater environment for smaller groups (3 / 4 tables). This combined with two new dry skills labs offers even greater flexibility.

## Presentations Room

Attached to the center's surgical training facilities are two presentation rooms.

The first comfortably seats 30 people, with full AVA facilities.

To complete the autonomy of this room there are changing rooms and toilet facilities.

The second room seats up to 50 people and is complete with a refreshment/lunch area and toilet facilities

## Dissecting Room

Should you wish to offer a course with a larger number of delegates, then we have two dissecting rooms with a much larger capacity which also offer facilities for training in surgical techniques.

Each of the dissecting rooms is equipped with superb audio visual facilities, including live video links and touch-screen monitors. Each monitor is connected, remotely, to an individual computer and can thereby function independently of the others.

This makes it possible for delegates to proceed at their own pace and for instructors to run different teaching sessions simultaneously.

### The Facility includes

- Wet Lab**
- Dry Lab**
- Surgical Lab Suites - containing 5 operating stations that can be scalable.**
- Cadaver Freezers**
- Cabinets for Storage**
- Instrument Room for Storage of Instruments**
- Wash and Sterilization Room**
- Change Room**
- Visitors Access**
- Conference Hall**
- Library**
- Simulation Lab**
- Lecture and Discussion Rooms**
- Audio Videos and Teaching Learning Materials**
- Internet for Live Broadcast to External Site**
- Theater Cameras Wide Screen Monitors**
- Recording & Reviewing Room**





# Courses & Education Programmes

At Skills Center we believe that learning is a continuous cycle and not a single event, as such many courses have preparatory requirements and post follow up.

Our philosophy is to improve the lives of patients and build trust with clinicians through the provision of innovative learning, supported by world-class medical education making use of the newest development in surgical technology.

The Skill Center is an example of our commitment; a state-of-the-art, dedicated surgical training facility,

Which allows delegates to learn from a renowned national and international faculty, through both hands-on workshop and lecture based sessions.

Skills Center embodies this philosophy by providing medical professionals with unique training opportunities to support them in pursuit of clinical excellence. We aim to offer a superior educational experience by maintaining world class facility, high faculty to delegate ratio and a wide range of courses.

These include dry model workshops and wet-lab training along with visiting surgeon and mentorship programmes.

Our goal is to provide excellent education and training by The Skills center will offer highest level of hands on training in the range of courses.

Our courses and program are designed to rise ;

## CLINICAL STANDARDS

## ANATOMICAL KNOWLEDGE AND SURGICAL SKILLS

Courses are divided into ;

### FOUNDATION TRAINING

Principles & possibilities These courses are designed for trainees in their early years. This series is focused on core topics, concentrating on key principles and how these may be applied in real world scenarios.

### CORE TRAINING

Solutions & techniques. These courses are suitable for specific procedure or technique which are evidence base, Trainees have some experience within the topic area.

### TRANSLATIONAL AND IN-VIVO STUDIES

Advances in Techniques The course is designed for consultant surgeons to update their knowledge or skill in the specific topic or technique area.

### COMMUNITY REACH TRAINING

Expert Forums These courses follow a highly engaging, high level of discussion and exchange. All delegates are experts and are actively expected to contribute in this discussion





# speciality TRAINING

## Medical Courses

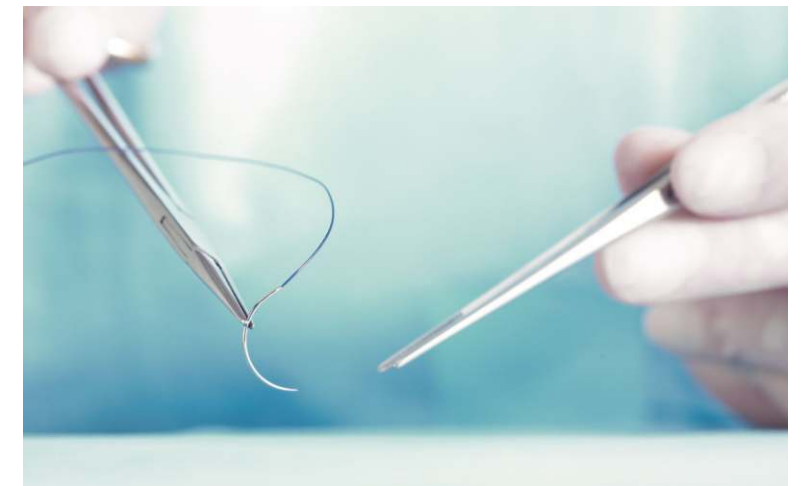
Anesthesia

Cardiology

Nephrology

TBCD

Further the center will offer devise testing co sales team training



## Surgical Courses

General Surgery

ENT

GY & OB

All the above courses will have a mix of interactive discussion and explore the learning outcome. Each of the participants will apply the new knowledge that they have gained out of the simulation experience and put in practice in real day life.



# Education



At Skills Center we have approached our education programme looking at the complex specialty and have moved to a procedural or specialty based programme.

Each area of specialty has been approached by group of expert to develop a unique progressive programme that builds from one level to the next.

The Skills Center provides a wide range of bespoke surgical training and taught courses for professionals. Delegates can join the programme at any point, depending on their experience and suitability for each courses.

All the courses designed in the center will be extremely well received by the delegates. Skills Center provides Excellent teaching facilities which certainly complete with any international cadaveric facility.

Skills Center, takes pride in offering professionals a comprehensive range of education & training for the full continuum in multi disciplinary fields in healthcare, leading to quality of care and safety of patients lives.

## Surgeon to Surgeon Programme

Running courses across the wide spectrum we also provide a visiting surgeon programme allowing for more specialist one to one training.

## Mini Lab

The center encourages self taught programmes that are available where surgeons come on their own or in a small group, for half, or full day to train on any procedures. The facility is tailored to the needs in the form of a mini lab.

## Master Class

A well established surgeon is invited to teach on an exclusive basis where surgeons can benefit on a one-to-one half day or full day session. This unique opportunity tailored to suit the groups requirement is available across the Advance Surgical portfolio.



*In a fast changing world, we have altered the way we look at education by introducing new technologies and improved techniques. Our innovative content, and delivery, completely meets the needs of today's busy surgeon. We have introduced the latest teaching methods based on accelerated learning principles.*



# Training

In many surgical specialities it is recognized that cadaveric laboratories offer the best opportunity for providing trainee surgeons with the operative experience they require. The Skills Center provides the opportunity to share surgical knowledge with the healthcare professionals and to develop surgical techniques.

The teaching and training is delivered by local and regional faculty who are internationally recognized for their expertise in surgical skills and cadaveric training. The Skills Center provides the ideal environment for the professionals to learn operative techniques on cadaveric material in high quality facility.

## Bespoke Courses

Skills Center provides courses for organizations wishing to arrange training days for their staff/membership. All courses are bespoke, designed to specifically to meet your needs and are taught by an experienced clinicians. The main focus of our courses is to relate the anatomy to function and therefore utilizes our extensive range of cadaveric and ontological material alongside movement sessions and discussions regarding injury mechanism and rehabilitation.





## Anatomy Refresher Course

A one-week hands-on, practical anatomy course for undergraduate students using cadavers, models and projections

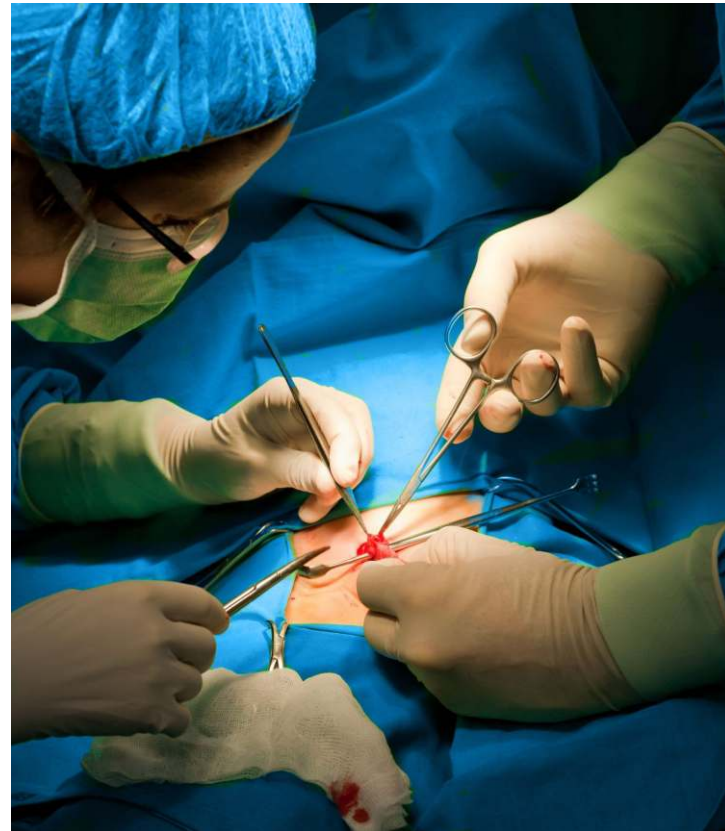
A comprehensive tour of regional anatomy; thorax, abdomen & pelvis, upper and lower limbs, head & neck and neuroanatomy

- Taught by doctors for clinical relevance
- All attendees receive a course certificate
- Utilizing medical imaging alongside real-life anatomy
- Designed for any undergraduate students on scientific, medical and healthcare allied professional courses
- Medical, Dental, Physiotherapy, Chiropractic, Osteopathy, Radiography, Radiotherapy and Sports Therapy students





# Research



## Anatomy Refresher Course

The Skills Center is fully equipped to undertake basic, advanced and pioneering research into any aspect of surgery and product development irrespective of whether or not this requires the use of human tissue.

New surgical techniques, experimentation and development of procedures using fresh frozen cadaver permits research in a setting that mimics the live surgical environment without the need of ethical approval and without risk.

Research into comparative benefits and disadvantage of surgical approaches can be of particularly value in developing new and safer surgical approaches. The center permits extensive evaluation to be undertaken for complex procedures, particularly when done in risk free environment, before putting such approaches into use in live patients.

New and complex approaches can be researched and evaluated before offering them on live patients..

Research into the causes of common complications of surgery, particularly minimally invasive surgery, is possible and can help to minimize the risk of such complications when performing that surgery on live patients.

The potential for research in Skill Center to improve the standards of care is vast and the possibilities endless.

## The Innovation and Patient Safety Research Center

The main aim of Skills Center is to accelerate the development of innovative medical technologies to improve patient safety. The Skills Center fully supports health professionals in developing their ideas. There is a virtual team of experts including members who will offer support to innovators in progressing their ideas to reality, and physical space to develop and test new technologies.

Assistance is offered for the following:

- you may have an idea for a potential project, but don't know whom to contact.
- You may want to solve a clinical problem with a medical device
- You have identified an unmet clinical need but don't know how to solve it
- Advice on intellectual property (IP) funding options
- Access to team expert for support and advice



# CULTIVATING RESEARCH AND TEACHING EXCELLENCE


**CREATE** ( Cultivating Research and Teaching Excellence ) is the SBV continuing professional development scheme for academics. It provides academic staff an opportunity to enhance their practice within a world class research-intensive university and to gain national recognition for their commitment to developing their role.

The scheme contributes to the University's commitment to research and educational excellence.

The Skills Center will support all research activities conducted by individuals that will ;

- **advance anatomical knowledge**
- **enhance skills & knowledge transfer**

The center will create a unified and simple system for managing research and its outcome. Engaged in Leadership Development management and quality improvement resources.



## Research

An important additional aspect to the use of this facility is for research and development related to surgical techniques, devices and implants. The fresh frozen cadaveric material we have available at the center is ideal for surgeons and research staff to develop and trial these new advancements to ensure the pre-clinical design feasibility, efficacy and safety of procedures in the operating theater.

We wish to develop partnerships with industry to advance surgical science for translation to clinical practice. The ability to use material in the Skills Center in this way also fulfils the wishes of our donors.

Once the techniques and devices have been developed, the center can then assist again in a rapid implementation of new techniques and devices for patients by training surgeons at all levels from consultants to junior trainees.

Continual advancement and improvement in clinical practice also demands partnerships between industry, universities and patient groups. The role of the center in enhancing these interactions, in development of ideas through to effective and safe techniques and implants, is key to providing patients with the latest and most effective treatments. To ensure these are delivered by staff trained in the best environment and best practice, courses can be held to train and inform not only surgeons but also all professions allied to medicine that form the teams delivering modern healthcare.

All research-based projects are approved ethically to ensure appropriate use of the material and guaranteeing that the training surgeons receive in newly developed techniques or the use of new devices is instilled with best practice.



# Partnerships



## Partnership

The center will seek the support of Medical device companies and professional agencies to help in providing the latest gadgets for learning purpose.

Without the Companies involvement it will be farfetched to offer the latest technologies and hands on to surgeons therefore the center will fully encourage and allow participation of all leading companies in the device fields across the spectrum to access and meet out the challenges of the constantly changing occupation.

The center will also provide space to conduct research and training to its members and training on newer technologies that will contribute to our mission to drive forwards advancement in medical and surgical techniques that will rise to international standards of treatment.

We encourage you to attend a course or run a course from the wide range of specialties.

The center is destined to providing unsurpassed level of training and key technical skills to master through skills training and also through didactic courses.

The center will constantly develop specialties knowledge by conducting symposia across disciplines.

The final outcome of our education and training is to ensure that the benefit to patients and profession as a whole.

The center will also open Fresh tissue Laboratory & Bank.

## Partnerships

### Industry

The center works closely with the industrial partners to provide the highest quality to health professionals.

A partnership with the company can help with the research and educational vision, to deliver the highest quality training in a safe environment.

The Skill Center will grown into an essential resource for consultants and students to learn and share knowledge on all aspects of clinical training. The center will seek support by several industrial associates including, Synthesis DEPUTY J&J, Smith and Nephew, Ethic on and Striker, and will developed a vital link to collaborate venture that aims to provide high quality training opportunities for surgeons and allied healthcare professionals across the country.

### Organisations that use the Skills Centre

Who will use the Skills Lab Facility.

The Skills facility will be used by Surgeons looking to update their skills and learn new or evolving techniques.

Academics who want to deliver bespoke training in their own specialties.

Surgical equipment companies and device Co's who want to demonstrate their latest products and show case new technologies.

The Skills Center will make use of distance learning via video conferencing and expand it's global reach to international audience through collaboration.





## Organisations that use the Skills Centre

### Who will use the Skills Lab Facility?

The Skills facility will be used by Surgeons looking to update their skills and learn new or evolving techniques.

Academics who want to deliver bespoke training in their own specialties.

Surgical equipment companies and device Co's who want to demonstrate their latest products and show case new technologies.

The Skills Center will make use of distance learning via video conferencing and expand it's global reach to international audience through collaboration.



## Hands -On Cadaver Workshops

### What you need to know – Course Details

#### Registration – will be located on the 2nd floor in the main lobby

On the first day – you will sign in, fill out a specimen/photo agreement form (this must be signed and returned prior to entering the lab) There are no photos allowed in the lab areas or in the auditorium during dissection presentation.

Locate your name tag- they will be arranged at the registration desk in alphabetical order by last name.

Pick –up a course folder that will contain a finalized schedule, shuttle schedule, participants list, vendor thank you, and course evaluation

We ask that you please fill out the evaluation and return by dropping in the basket on the registration desk prior to your departure. We value your input!

A certificate of attendance will be available on the registration table after lunch on the final day of the course. Please note this is proof of attendance only and will not have the number of CME or CE hours on it.

## Complimentary Wireless

Complimentary Wireless is available: to access this you must connect to SSS Guest (no password is required), go to your internet browser to accept the terms, you should then be able to access the internet. Should you need assistance signing in, you can see the Program Coordinator at the registration desk.

## Meals

Course tuition includes a complimentary breakfast and lunch for the day of course unless there is no breakfast or lunch scheduled (this sometimes happens if a course starts later in the afternoon or dismisses prior to lunch. Any special dietary request need to be mailed to the Course Coordinator.

## Exhibits

Located in the dining area on the 2nd floor. The Room is spacious enough to allow for exhibits and vendors presentation. Participants will have time to visit with the vendors during assigned breakfast, break and lunch times.





## Hands-On Cadaver Workshops

### What you need to know – Course Details

#### What to wear

- Casual Dress is recommended. Scrubs are to be worn during hands-on lab sessions, we have a limited number of scrubs available for your use.
- You will be given time to change into your scrub prior to entering the lab
- Soiled scrubs should be placed in the designated laundry bins at the end of each day.
- Appropriate footwear required in the lab, no open toed shoes or sandals will be allowed
- Aprons, head covers, shoe covers, gloves and goggles are available in the lab and recommended for use during the lab session.
- All shoe covers and gloves must be removed prior to exiting the lab for any reason, please do not wear any protective covering in the dining area
- Used gloves are to be discarded in the waste receptacles provided in the lab

#### Lab policies – In order to provide a safe and productive lab environment ;

please adhere to the following policies :

- Each Lab station will have 2 surgeon participants
- A tray of appropriate surgical instruments will be provided and loaned to you for use in the course. You will be responsible for the organization and care of each tray during the workshop. All equipment will be inventoried when the course adjourns.
- Please do not remove instruments from another stations. The lab should be notified if you need additional instrumentation
- Put all used needles and blades in the sharps container at each station. There is also a “tissue only” container at each station for removed tissue.
- AT the end of the day, store your instrument tray in the cabinet below each station an open silo on the opposite side will hold your courses syllabus
- For easy identification, lab staff will attired in blue –colored scrubs and faculty in black
- With faculty, lab staff and vendors sharing limited floor space during secessions, remember to be patient and respectful to others
- Observers will be identified with red badges. They are invited to “observe only” during the hands-on sessions and will not be assigned a workstation
- Leave your station as you would like to find it next day morning.





**1. Who can donate the body?**

**Ans:** Any legal Indian citizen can donate the body.

**2. What are the requirements for body donation?**

**Ans:** (i) One can pledge for body donation at any time during his life.  
(ii) Body of a person can be donated after death by legal heirs.

**3. How can one pledge for body donation before death?**

**Ans:** A Body Donation Programme exists in the Department of Anatomy of all medical colleges in Delhi. You have to contact the Anatomy Department for the same.

**4. What does one have to do for body donation?**

**Ans:** One has to fill the Will Form available in the Department and submit the same to the Department. The Department will issue a Donor Card, where all the details regarding body donation will be available.

**5. How bodies can be donated after death?**

**Ans:** Please inform the Department of Anatomy about the death. The faculty of the Department will ask certain questions. If the faculty is satisfied then the family of the deceased will be asked to get a death certificate from a registered medical practitioner and inform the local police station about the death. These documents are to be shown to the anatomy department during the time of donation. An official identity (voter/ ADHAR/ration card) of the deceased and accompanying persons are also to be showed to the department.

**6. Who will collect the body after death?**

**Ans:** The Department of Anatomy will collect the body from the place of death. If vehicle is not available, the relatives of the deceased would be requested to bring the body to the department.

**7. Under what circumstances is a body rejected?**

**Ans:** If a person dies due to burn, accident and certain contagious diseases like active Tuberculosis, hepatitis B, AIDS, tetanus, gas gangrene etc., the body is not suitable for medical education and teaching. Therefore, it is not accepted.

**8. How much time is given for donation after death?**

**Ans:** The body should be sent as early as possible to the Department. Ideally, the body has to reach the anatomy department within 8-10 hrs after death, as the process of decomposition starts immediately after death in the body.

**9. Can the organs of the body be used after death?**

**Ans:** Yes, the eyes can be donated up to 8 hrs after death. The other organs cannot be donated after death. Bodies in which postmortem examination has been performed are not suitable for teaching anatomy.

**10. How is the body preserved for teaching purposes?**

**Ans:** The body is chemically treated with formalin. This is a chemical that fixes the tissues of the body. This process is called embalming and it can preserve the body for years.

**11. For how long the bodies are preserved for dissection?**

**Ans:** It depends upon the availability of bodies in the department. The body may be used within one month after embalming or it may be kept in the preservative fluid (formalin) for one or two years before being used for teaching anatomy.

**12. What do you do with the remains of the body after study?**

**Ans:** Currently, the body parts are incinerated.

**13. Can ashes be returned to the relatives?**

**Ans:** No.

**14. Can a relative see the body after donation?**

**Ans:** Yes, viewing of the body is allowed for up to 48 hours after embalming.

**15. If the children (legal heirs) of the deceased stay abroad who can donate the body?**

**Ans:** In these circumstances, the relatives inform the children or next to kin. They in turn can send their consent by email or fax to the department. The formalities are completed after the children (legal heirs) reach the country.

**16. What about the bodies of the persons who die in old age homes?**

**Ans:** The caretakers of the old age homes bring the body to the department.





**18. What are these formalities?**

**Ans:** The relatives of the deceased collect a valid death certificate. At the time of donation close relatives (nearest kin) fills up the body donation form and had over the photocopies of the said documents. The official identity of the deceased, donor and witnesses are also recorded.

**19. If one of the son or daughter of the deceased does not agree for donation, what is done?**

**Ans:** The body is not accepted until all nearest kith and kin unanimously decide about donation.

**20. What is the best way to avoid this kind of situation?**

**Ans:** Ideally, after death of a person the body becomes a property of the state. To avoid all legal complications the donor pledges his/her will in a 'Non judicial stamp paper' as it is done in cases of movable or immovable properties.

**21. Can a small representative of the body part be given for any religious purposes?**

**Ans:** Yes, the hair or nails can be given to the relatives for completion of religious rituals.

**22. What document is given to the relatives after body donation?**

**Ans:** An Appreciation Certificate is given by the department immediately after donation, which can be submitted to the MCD/NDMC for obtaining death certificate.

**23. Is a 'no objection' (NOC) from the police required for body donation?**

**Ans:** As embalming changes colour and chemical composition of body fluids, it will destroy all evidence of any foul play before death. Therefore information regarding donation and embalming should be send to the local police.

**24. If a police NOC is not available, what should be the course of action?**

**Ans:** Inform the police station about the donation.

**25. In the case of the death of a child, whose parents would like to donate the body, is the procedure the same?**

**Ans:** Yes



# Contact



## SRI BALAJI VIDYAPEETH DEEMED UNIVERSITY

Pillayarkuppam,  
Puducherry - 607 403.

Tel : + 91 ( 0413 ) 2515449 to 2615458

Fax : + 91 ( 0413 ) 2615457