

SRI BALAJI VIDYAPEETH

(Deemed to be University Declared u/s 3 of UGC act 1956)

Accredited by NAAC with 'A' Grade

Pondicherry - 607402.

www.sbv.ac.in

**MAHATMA GANDHI MEDICAL COLLEGE & RESEARCH
INSTITUTE, PONDICHERRY**

**SHRI SATHYA SAI MEDICAL COLLEGE & RESEARCH INSTITUTE,
KANCHEEPURAM DT**



FACULTY OF ALLIED HEALTH SCIENCES

B.Sc. ANAESTHESIA TECHNOLOGY

2019 -2020 ONWARDS

FIRST, SECOND & THIRD YEAR SYLLABUS AND REGULATIONS

CHOICE BASED CREDIT SYSTEM (CBCS) PATTERN SYLLABUS

(As approved in the Academic Council at the meeting held on 22-05-2019)

Revisit of the syllabus and Examination pattern

(As approved in the Academic Council at the meeting held on 28-09-2020)

This B.Sc Anaesthesia Technology, CBCS Syllabus and Regulations Book has been approved by the Copyright Office, Govt. of India. The copyright registry has allotted the diary number- 629/2021-CO/L, dated 10/01/2021 under the literary work titled, "SBV Innovative Choice based Credit System Curriculum for B.Sc Anaesthesia Technology".

Copyright Registration No : L-99702/2021

INDEX

SL.NO	SUBJECT	PAGE NO
1.	Foreword	3
2.	Policy on AHS Courses	4
3.	Outline of the Choice Based Credit System (CBCS) for Undergraduate Degree Programme	9
4.	Criteria For University Examinations	10
5.	Analysis of Programme Outcome and Course Outcome of B.Sc. Anaesthesia Technology	14
6.	I Year Course Content and Scheme of Examination	25
7.	Anatomy	29
8.	Physiology	36
9.	Biochemistry	43
10.	General Microbiology	49
11.	General Pathology	55
12.	I Year Elective Courses	61
13.	II Year Course Content and Scheme of Examination	79
14.	Clinical Pharmacology	82
15.	Applied Anatomy and Physiology	89
16.	Principles of Operation theatre Management	96
17.	Introduction to Anaesthesia Technology	103
18.	II Year Elective Courses	114
19.	III Year Course Content and Scheme of Examination	129
20.	Clinical Anaesthesia Technology- Part I	132
21.	Clinical Anaesthesia Technology- Part II	141
22.	Resuscitation, recent advances & critical care	147
23.	Discipline Electives - III Year	153
24.	Question Bank	163

FOREWORD

In recent years, several innovative and need based undergraduate courses in the realms of Faculty of Allied Health Sciences have been promulgated. These courses are primarily oriented towards augmenting the Core academic courses in the Health Care sector.

Although, Allied Health Science courses are in place at several institutes county wide, mention must be made of the fact that only a few Health Science Universities offer courses in Allied Health Sciences under a holistic umbrella. It is in the fitness of things that Allied Health Science courses are being offered in Nodal and Thrust areas at Sri Balaji Vidyapeeth starting from Certificate programme through Doctoral studies.

The Undergraduate programme of Allied Health Science courses leading to B.Sc degree has been very carefully planned taking all the three components into due consideration, namely academics, patient care and research. Competency assumes great importance as the graduates coming out of these programmes would either directly or indirectly assist the Clinicians in day to day activities.

With this in view, the thrust has been laid on a common syllabus for all B.Sc programmes during the first year of study. These subjects offered in the first year are oriented Basic Medical Sciences, besides English as a mode of communication which is vital for affording Global Placements to our successful candidates. Furthermore all programmes are designed in Choice Based Credit System (CBCS) made to suit the convenience of the students. The proficiency and competence of the Undergraduates is fortified by the promulgation of a unique internship cum research programme.

I wish all students success in their studies and career.

Prof. N. Ananthakrishnan

Dean - Faculty, SBV

POLICY ON COURSES OFFERED UNDER FACULTY OF ALLIED HEALTH SCIENCES

PREAMBLE

Sri Balaji Vidyapeeth, Deemed to be University, established under Section 3 of UGC Act, 1956, Accredited by NAAC with A Grade offers various courses under the Faculty of Medicine, Faculty of Dentistry, Faculty of Nursing Sciences and Faculty of Allied Health Sciences.

"Allied Health Professions are a distinct group of health professionals who apply their expertise to prevent disease transmission, diagnose, treat and rehabilitate people of all ages and all specialties. Together with a range of technical and support staff they may deliver direct patient care, rehabilitation, treatment, diagnostics and health improvement interventions to restore and maintain optimal physical, sensory, psychological, cognitive and social functions." - Organization of International Chief Health Professions Officers (ICHPO).

In March 2011, the Ministry of Health and Family Welfare nominated the Public Health Foundation of India (PHFI) as its technical partner and constituted the National Initiative for Allied Health Sciences (NIAHS) secretariat with a mandate to develop a framework to improve allied health training, education and regulation in the country. (Yet to be notified by Government of India).

Sri Balaji Vidyapeeth has introduced several innovative need based courses under the Faculty of Allied Health Sciences at Undergraduate and Postgraduate levels keeping in mind the initiative of Ministry of Health & Family Welfare, Government of India. In an era marked by expanding global job opportunities, these courses are bound to create an awareness among the students to suit themselves in the Health Care Team. Curricula have been designed in an objective manner and are aimed at cognitive, affective and psychomotor domains of learning. Furthermore all courses are designed in Choice Based Credit System (CBCS) made to suit the convenience of the students.

The Undergraduate courses mainly concentrate in creating professionals who form the part of the Health Care Team. The role of these professional is to ably assist the doctor in treatment as well as prognosis and in many a times form the core professional of the team. The proficiency and competence of the Undergraduates is fortified by the promulgation of a unique internship cum research programme.

The Postgraduate courses mainly aim at shaping a graduate into a full professional. Also these postgraduate courses help the graduates as well as the postgraduates to acquire specific skills on various adjunct therapies and techniques.

SUPPLY AND DEMAND

The starting of the new courses will entirely depend on

- a. Demand for the course as seen by the enrolment at other institutes.
- b. Employability after the qualification.

At present, the shortage of quality human resources is one of the major challenges faced by the public health domain in India. To redress the imbalance in human resources, the Working Group on Medical Education Training and Manpower Training of the Planning Commission (1984) prioritized training of para-professional and auxiliary personnel as follows:

- Training and development of auxiliary health professionals
- Training and development of para-health professionals
- Basic and pre-service/induction training in health care and health management
- Continuing education in health profession education.

Many new health occupations (Physician's Assistant, Optometrists, Medical Imaging Technologists, and Laboratory Technologists etc) have access over several common features in Allied Health Sciences including Basic Medical Sciences which are being effectively addressed. These processes have received support from administrators who are constantly searching for economic qualified and quality labor.

Service users are becoming more empowered through the consumerism of health, which has resulted in better access to information and user-consultation in service development and delivery. Each of these factors has the potential to influence the roles of existing professional groups and presents a challenge to workforce planners. In India, students are not aware of all the allied health courses available in the medical education system. Their career choices are generally influenced by their parents and peer groups, who themselves are unaware of the prospects in this area. By understanding that an entry-level position is just a first step, youth can realistically plan for their future and have a better understanding of what is needed for long-term success. This approach also benefits employers who need a steady inflow of workers at all levels of their organization.

POLICY ON ELIGIBILITY, ADMISSION, & COURSE DURATION OF UG DEGREE COURSES

At Sri Balaji Vidyapeeth, we empower the departments of all the constituent colleges to contribute to the development of innovative, need, value based and job oriented courses taking into considerations the interests of the stakeholders.

The Undergraduate Degree courses (B.Sc.) are presently being offered under the Choice Based Credit System (CBCS) mode as per the Guidelines of UGC. The duration of the course will be Three years with a compulsory internship of 1 year (Non Stipendiary) in any of the tertiary health care institute of the University/ Trust. The proficiency and competence of the Undergraduates is fortified by the promulgation mandatory for appearing at the University Examinations. The maximum time limit for completion of the course will be Six years. However, the Dean / Principal, AHS has the discretionary powers to extend the course duration on valid grounds (Health, Maternity, Natural Disaster, etc.).

The First year of B.Sc. (AHS) courses will be common for all the disciplines. Though the disciplines will be provisionally allotted at the time of admission itself, upon

successful completion of the First year the candidates may opt for a change in the discipline or the college which will be permitted depending on the vacancy and on merit based on the First year marks.

Fourth year - Internship Programme

One-year compulsory internship in various intensive care units, outpatient departments, research center under Sri Balaji Vidyapeeth during which the students get to hone the skills and knowledge acquired in the three years of study. This year ensures their readiness to approach a patient in any setting. The students should also complete a short duration project (in their areas of interest) and also maintain and submit a log book. The degree will be awarded only upon the successful completion of the course including the internship period. The one-year compulsory internship includes postings at the respective department.

Eligibility for Admission

A candidate seeking admission in the B.Sc. Allied Health Sciences courses shall be completing the age of 17 years as on December of the admission year. The candidate shall have passed the Higher Secondary Examinations conducted by the State Board or the Central Board or its equivalent. The candidate should have studied English as one of the papers and passed the same. The candidate should have had Biology, Physics & Chemistry and have passed the same in their qualifying Examinations. Mathematics as a subject is mandatory for B.Sc. Optometry, Medical Imaging Technology and Clinical Research.

The candidate should have secured 50 percent as aggregate in the subjects of English, Biology, Physics and Chemistry at the Higher Secondary Examinations. A relaxation of 5 percent in the minimum required (50%) shall be awarded to the candidates belonging to SC/ ST communities and physically challenged candidates (Disability more than 40%). The candidates seeking relaxation should necessarily submit the relevant certificates issued by the concerned Government authorities while applying for the course and mention about the same in their application.

Lateral Entry

Candidates who have Diploma of Two years in the concerned subject from a recognized University can seek Lateral Entry to the second year of the concerned courses provided that they have studied Anatomy, Biochemistry, Physiology, Microbiology and Pathology as individual papers during their Diploma Course.

Note: The candidates who have completed their Diploma Course through Distance Education modes are not eligible to seek admission through Lateral Entry mode.

Shorter intrinsic training programmes of duration few weeks to a month or so will be conducted by the departments under the Supervision of the concerned HOD / Dean / Principal.

POLICY ON CHANGE OF NAME/DATE OF BIRTH

The name and date of birth of candidates will be registered in the records of the University as given in their H.S.C. Mark Statement/Transfer Certificate only. No request will be considered later, to correct the spelling of the name of the candidates.

The parents and candidates are requested to verify and confirm these entries in the H.S.C. Mark Statement / Transfer Certificate at the time of receipt of the same. Once admitted to a course of study in the University, date of birth as furnished in the HSC/School record of student and submitted to the University at the time of admission, shall be taken as final proof and no subsequent request for change of date of birth will be entertained by the University at any time under any circumstance, either during the course of study or after the completion of such study. The student should take utmost care while entering their details in SBV GARUDA portal at the time of their registration. They are responsible for any data mismatch at later stage.

Every student shall give an undertaking to this effect duly countersigned by his/her parent or guardian at the time of admission.

PAYMENT OF TUITION AND OTHER FEES

Every student shall pay tuition fee and other fee, as prescribed by the University, within the due date notified. The fees are subject to revision as per rules of the University. All fees, once paid to the University, will not be refunded or adjusted for any other purpose under any circumstance.

RULES FOR DISCONTINUANCE FROM COURSE OF STUDY

Where any student applies for discontinuance, or without any application discontinues on his/her own, from the course to which he/she has been admitted to, for any reason, either after the cut-off date prescribed by the statutory authorities/ University for admission to the first year of the course concerned or where the seat is rendered vacant without having any chance of being filled up with any other candidate from waiting list etc., such students will have to remit the tuition fee and other applicable fees for the 'Entire/Remaining Course Period'. Unless and until payment of all the prescribed fees for the entire/remaining course period is made to the University account, such student shall not be entitled to any certificate including transfer certificate, mark sheets etc., to be issued by the College/ University and to get back his/her original certificates deposited with the University at the time of admission. All students and parent will be required to furnish a declaration agreeing to the above said conditions at the time of admission.

POLICY ON RAGGING

Ragging is strictly prohibited in the University Campus. Sri Balaji Vidyapeeth strictly enforces anti-ragging measures and the campus is free from any form of ragging. Any violation will be dealt with according to the law in force and as per directives of the Supreme Court of India. The University has adopted the –Medical Council of India (Prevention and Prohibition of ragging in Medical College / Institutions) Regulations, 2009|| and –UGC Regulations on curbing the menace of Ragging in Higher Educational

Institutions, 2009II and these Regulations shall be applicable to all students. These Regulations are available in the University Website.

IMPORTANT NOTE

All admissions are subject to fulfillment of all the prescribed eligibility conditions by the candidate. If it is found either at the time of admission or at a later stage, that the candidate has given false information/forged certificates or concealed material information, his/her admission shall be cancelled and the student shall be dismissed from the college immediately.

The University reserves the right to change the curriculum, course structure and the rules relating to admission, examinations, fee structure, refunds, etc.

All disputes arising in the interpretation and implementation of the provisions will be referred to the Vice-Chancellor of Sri Balaji Vidyapeeth and Vice-Chancellor's decision shall be final and binding.

In respect of matters relating to or arising out of this prospectus the jurisdiction shall lie in Puducherry alone.

FUTURE PLANS

It is planned to conduct an informal market survey and start AHS Certificate & M.Sc courses.

OUTLINE OF THE CHOICE BASED CREDIT SYSTEM (CBCS) FOR UNDERGRADUATE DEGREE PROGRAMME

Credit System Credit System (CBCS): The CBCS provides choice for students to select from the prescribed courses (core, elective or minor or soft skill courses). This is to enhance the quality and mobility of the students within and between the Universities in the country and abroad.

Credit hours

16 Theory classes = 1 credit

32 Practical/Tutorial/Clinical training/Research project = 1 credit

Subjects	Credits
Each core subjects	6 Credits
Ability Enhancement Compulsory course (AECC)	2 Credits
Skill Enhancement course (SEC)	2 Credits
Generic Elective course (GE)	4 Credits
Discipline Electives (DE)	4 Credits

Core course: A Hard core course may be a Theory, Practical (lab), clinical rotation/field work or Research Project Work which are compulsory component studied by candidate to complete the requirement of their programme.

Discipline Elective (DE) Course: An elective course which is supportive or related to the discipline/subject (i.e. supportive to core course) is called a Discipline Elective (DSE) Course.

Generic Elective (GE) Course: An elective course which is unrelated to the discipline/subject (i.e. unrelated to core course) to expand their knowledge chosen by a candidate is called a Generic Elective.

Skill Enhancement Courses (SEC): This course chosen by candidate which provides additional value-based and skill-based knowledge to increase their employability.

NPTEL/ SWAYAM / MOOC/ Other value-added online courses

COLLEGES	PROGRAMMES WHICH INVOLVE CREDIT TRANSFER
Mahatma Gandhi Medical College and Research Institute & Shri Sathya Sai Medical College and Research Institute	B. Sc. (AHS)

Each Undergraduate student of B.Sc (AHS) is recommended to earn a minimum of **EIGHT credits** from the online courses offered through SWAYAM - NPTEL - MOOCs platform during their Course period. It is to be noted that the student earns the credit prior to the starting of their internship.

PROGRAMME	DESIRABLE CREDITS	NUMBER OF COURSES
B.Sc. (AHS)	Minimum - 8 credits	Minimum - 4 Maximum - 6

It is required of the Undergraduate students (B.Sc - AHS) that in addition to their curricular requirement of the programme, it is recommended for enhancing job opportunities for the student to earn minimum of prescribed credits from the online courses offered through SWAYAN - NPTEL - MOOCs platform that will be transferred into the students' Statement of Marks, issued during the final year of their study. This has to be completed prior to the starting of their internship programme and students have to be informed that **those who do not earn the minimum credits prescribed by SBV, it will be mentioned NIL for the details on credits transferred from ONLINE courses in their FINAL year statement of marks issued by SBV.**

Credit points during Internship

For the 16 UG Internship programmes, there is a Minimum of 40 Credit points to a maximum of 45 Credit points which the students have to obtain. Credit points will be assessed based on the student's satisfactory attendance, performance in the Clinical /Camp postings / Seminars /Presentation of the logbook & Research project.

CRITERIA FOR UNIVERSITY EXAMINATIONS

Eligibility / Maximum Duration for the Award of the Degree

- a) The candidates shall be eligible for the bachelor degree when they have undergone the prescribed course of study for a period of not less than four years (3 Years + 1 Year Internship) in an institution approved by the university and have passed the prescribed examination in all subjects.
- b) A student who does not meet the minimum attendance requirement in a year must compensate the inadequacies before appearing examination.

To reaffirm the passing minimum in the University Examinations for all the Undergraduate courses offered under the Faculty of Allied Health Sciences.

- A candidate shall secure a minimum of 50% aggregate in University Core theory/ Elective theory Exams and Internal Assessment put together.
- A candidate shall secure a minimum of 50% aggregate in University Practical and Internal Assessment put together.
- For Skill based electives, a candidate shall secure a minimum of 50% aggregate in University Practical cum Viva Exams and Internal Assessment put together.

Retotaling / Revaluation and Grace Mark

There is no provision for **Retotaling / Revaluation for AHS programme.**

Grace marks up to a maximum of five marks may be awarded at the discretion of the university to a student who has failed and shall be distributed among the failed subjects.

SCHEME OF EXAMINATION

- 1) **Attendance Requirements:** 80% hours of learning in each Core Subjects / Electives / Practical's / Postings for appearing for the university exams.
- 2) **Minimum marks required to be eligible for University Examination:** 35% marks in the internal assessment (Theory / Practical) are required for the candidate to be eligible to appear in the University Examinations.
- 3) **Passing Minimum:** 50% aggregate both in theory and practical's including internal assessment marks is required for a candidate to pass in the University Examinations.
- 4) **Submission of Record Note Books for practical examinations**

Candidates appearing for practical examinations should submit bonafide Record Note Books prescribed for practical examinations, otherwise the candidates shall not be permitted to appear for the practical examinations.

GRADING

Marks obtained by candidate	Equivalent grade letter	Grade descriptor	Grade point
85 % & above	O	Outstanding	10
75-84	A+	Excellent	9
65-74	A	Very good	8
60-64	B+	Good	7
55-59	B	Above average	6
50-54	C	Average pass	5
49 & below	F	Reappear	0
	AB	Absent	0

A student obtaining **Grade F** shall be considered failed and will be required to reappear in the examination.

Conversion formula for Percentage to CGPA

Percentage divided by 9.5 = CGPA

Award of Class

Class division will be based on CGPA grade

- ≥ 7.8 grade point = Distinction Division
- ≥ 6.8 and < 7.7 grade point = First class Division
- ≥ 6.3 and < 6.7 grade point = Second class Division
- ≥ 5.2 and < 6.2 grade point = Third class Division
- < 5.2 and below - Fail

Computation of SGPA and CGPA will be in accordance with the UGC Guidelines & Recommendations. It is a measure of overall cumulative performance of a student over all exams. The CGPA is the ratio of total credit points secured by a student in various courses in all exams and the sum of the total credits of all courses in all the University exams. It is expressed up to two decimal places.

Cumulative Grade Point Average (CGPA): It is a measure of overall cumulative performance of a student over all exams. The CGPA is the ratio of total credit points secured by a student in various courses in all exams and the sum of the total credits of all courses in all the University exams. It is expressed up to two decimal places.

Grade Point: It is a numerical weight allotted to each letter grade on a 10-point scale.

Transcript: Based on the credits earned, a transcript shall be issued to all the registered students after the completion of the program indicating the hours of study and structure of the curriculum delivery as prescribed in his/her curriculum and completed by the student. The transcript will display the course details, including course code, title, and number of credits, hours and type of contact hours in a semester.

INTERNAL ASSESSMENT

1. Continuous Internal Assessment (CIA) for all AHS programs with a minimum of 4 Assessments per year.
2. Internal Assessment will be done in each subject according to the scheme of examinations. The IA marks will be on the basis of performance in the assignment, class tests and practical test in the clinical areas.

Evaluation of Clinical Rotation

Lab, Clinical cum Community postings - To conduct practical's or viva based on the Heads of the concerned department's decision and the total 100 marks to be sent to COE through proper channel to find a place in the transcript.

Question Paper Pattern

The following question paper patterns shall be followed for CBCS pattern syllabi for the candidates admitted from the academic year 2019-20 onwards.

CORE SUBJECTS

For **UG NON-SEMESTER COURSES** - Each Core Subjects University Exam carries -100 marks of 80(Theory) + 20 (IA marks) which consists of

Theory - 80 marks			
I	Essay-type questions of either / or type -(like 1.a (or) 1.b)	2 (of either / or type)	2 x 10=20
II	Short answer questions	6 (*1 choice)	5 x 6=30
II	Very Short answer questions	12 (*2 choice)	10 x 3=30

The University duration of 80 marks - 3 Hours For courses having Section A & Section B Subjects

For **Section A & Section B Subjects** University Exam carries - 50 marks for each Section consisting of 40 (Theory marks) + 10 (IA marks)

Theory - 40 marks			
I	Essay-type questions of either / or type -(like 1.a (or) 1.b)	1 (of either / or type)	1 x 10 = 10
II	Short answer questions	5 (*2 choice)	3 x 6= 18
II	Very Short answer questions	5 (*1 choice)	4 x 3 = 12

ELECTIVE SUBJECTS

For all UG NON SEMESTER **COMPULSORY, GENERIC & DISCIPLINE** Elective University Exam papers carries- 50 marks of 40 (Theory)+10 (IA marks) which consists of


Theory - 40 marks			
I	Short answer questions	5 (*3 choice)	5 x 6=30
II	Very Short answer questions	5 (*2 choice)	5 x 2=10

*** Number of choices given**

- For **SKILL BASED ELECTIVES** from 2019-20 batch onwards all UG AHS courses will have 40 marks as university Practical cum Viva examination & 10 marks as Internal Assessment = 50 marks.
- 50 marks of the **COMPULSORY, GENERIC, DISCIPLINE & SKILL BASED ELECTIVES** which will be converted to 100 marks in the transcript.

CONDONATION FOR SHORTAGE OF ATTENDANCE

Condonation of shortage of attendance in aggregate up to 10% in each Year may be granted by the college Academic Committee and as per regulations of university.



ANALYSIS OF PROGRAMME OUTCOME AND COURSE OUTCOME OF B.Sc. ANAESTHESIA TECHNOLOGY

FACULTY OF ALLIED HEALTH SCIENCES

CHOICE BASED CREDIT SYSTEM (CBCS)

2019 -2020 ONWARDS



PROGRAM OUTCOME AND COURSE OUTCOME ANALYSIS

INTRODUCTION

Quality assurance is a key factor in education. This requires analysis of Program Outcome (PO) and Course Outcome (CO) mapping. This analysis is an important step in outcome based education. Faculty of Allied Health Sciences education is moving from traditional teaching learning process to innovative method of teaching and learning, this need to be incorporated in to the evaluation system. Besides analyzing the mapping, to make it more objective a score need to be obtained for mapping and attainment score need to be calculated for each course and program. All these analysis help to monitor not only the performance of the program but also the individual students. This type of analysis is not routine in health career education.

TERMINOLOGIES

Program educational objective (PEO)

Program Educational Objectives are broad statements that describe what graduates are expected to attain within few years of completing their program. These are based on the needs of the society as analyzed and outlined by the regulatory bodies.

Program Outcome (PO)

Program outcomes represent broad statements that incorporate many areas of inter- related knowledge and skills developed over the duration of the program through a wide range of courses and experiences. They represent the big picture, describe broad aspects of knowledge, skill and attitude development, and encompass multiple learning experiences.

Course Outcomes (CO)

Course outcomes describe the learning that will take place across the curriculum through concise statements, made in specific and measurable terms, of what students will know and/or be able to do as the result of having successfully completed a course.

Mapping of PEO, PO and CO

Mapping (program mapping) facilitates the alignment of course-level outcomes with program outcomes. It allows faculty to create a visual map of a program. It is also used to explore how students are meeting program-level outcomes at the course level. Outcomes mapping focuses on student learning also.

Attainment score or level

Attainment score or level is defined as a measure of a student's achievement in school which compares every child to a standardized expectation for their level, regardless of individual starting points.

Bloom's Taxonomy

Bloom's Taxonomy of Learning Domains was created in 1956 under the leadership of educational psychologist Dr. Benjamin Bloom in order to promote higher order of thinking in education. It is most often used when designing educational, training, and learning processes. The three Domains of Learning are (1) Cognitive: Mental Skills (Knowledge), (2) Affective: growth in feelings or emotional areas (attitude or self) and (3) Psychomotor: manual or physical skills (skills). **(Figure1)**

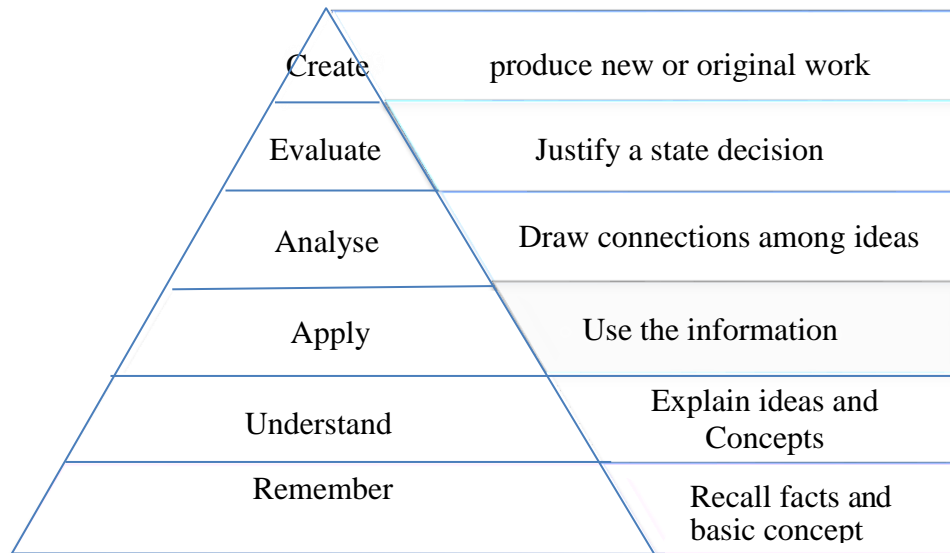


Figure1 Bloom's taxonomy

Faculty of Allied Health Sciences under Mahatma Gandhi Medical College and Research Institute, Sri Balaji Vidyapeeth University, a health sciences university of Puducherry. It has provided the syllabus for various health care courses, where all courses have its own objectives and methodology to achieve the course outcomes. To attain the course outcomes and program outcome, the institutes use course wise marks of students and the pass percentage of the summative.

PROGRAM EDUCATIONAL OBJECTIVES (PEO)

Program educational objectives for under graduate program are as follows:

PEO 1 : Effectiveness in patient safety and team dynamics in acute care settings.

PEO 2: For the development of hospital safety culture by providing dedicated professional, clinical and technical assistance for the clinicians.

PEO 3 : Protects patients from physical danger and avoidable risk.

PEO 4: Role in infection control and prevention from pandemic diseases.

PEO 5 : Effective communication and management in real time emergency crisis.

PROGRAMME OUTCOME

At the end of 4 years of this training session, this curriculum will make students to achieve the following objectives:

ANEST-PO1: Performs the duty as an Anesthesia Technologist with leadership qualities having a good written & communication skill and also skilled at computer applications including E- library.

ANEST-PO2:To gain knowledge about laboratory safety precautions, biomedical waste management adhering to the environmental needs of the society and preventing the spread of infectious diseases.

ANEST-PO3: Understanding the structure and functions of different organs in normal human body.

ANEST-PO4: Ability to perform urinalysis, Serology, hematology, cytology, blood banking, biochemical, microbiological parameters and drug reactions.

ANEST-PO5: To make students assist anesthesiologist during administration and monitoring of anesthesia including cardiopulmonary resuscitation.

ANEST-PO6: To make students apply anatomy and physiology knowledge gained through this curriculum in their Anesthesia technology practice.

ANEST-PO7: To make students aware of the ethical principles, infection control protocol followed in operating room complex.

ANEST-PO8: To make students participate in OT administration, organization and quality improvement.

ANEST-PO9: To make students understand the pharmacological principles pertaining to the drugs used in anesthesia and critical care unit.

ANEST-PO10: To build efficient technologist in handling Anesthesia monitors Equipment's practice.

ANEST-PO11: To make students effective in preparation of operation theatre for all super specialty surgeries & effective participation in labor analgesia, trauma care and management.

ANEST-PO 12: To make students assist in ICU emergency procedures and providing basic general care and expertise in pulmonology radiological studies, interventional cardiology procedures.

ANEST-PO 13: To identify various life style disorders and with due counseling& guidance advising the patients with proper diet, hygiene and Yoga to keep the body, mind, soul and behavior healthy.

Course (Cs)

B.Sc Anesthesia Technology (AT) program under the CHOICE BASED CREDIT SYSTEM consists of following core courses namely: 1stYear B.Sc AT consists of Anatomy, Physiology, Biochemistry, Pathology, and Microbiology ; 2ndYear B.Sc AT consists of, clinical pharmacology Applied anatomy & physiology , principles of OT management , Introduction to anesthesia technology , 3rdYear B.Sc AT consist of Clinical anesthesia part 1 , clinical anesthesia part 2 , Resuscitation,criticalcareandrecentadvances,4thYear-One year Internship. Also as per the UGC guidelines, during the study period an Allied Health Science Student will be studying Two Ability Enhancement compulsory courses, four Skill enhancement courses, two Generic Elective Courses and two Discipline Elective Courses. Thus the B.Sc Anesthesia Technology (AT) program consists of following Electives courses, namely Ability Enhancement compulsory course (AECC) consisting of English and Environmental studies, Skill enhancement courses namely Culinary Skills for optimal nutrition, Enhancing soft skill & personality, Basics of Yoga & Practice, Speaking effectively, Good Clinical Laboratory practice, Computer Applications, Library and E-resource and Public Health and Hygiene, **Generic Elective Course** namely Basics of Hospital Administration, Counseling and Guidance, Lifestyle Disorders, Basic Psychology, Sociology and Entrepreneurship essentials, **Discipline Elective Courses** namely Pulmonary medicine , interventional cardiology , Labour analgesia , trauma evaluation and management .Each course has its well defined course outcome mentioned in individual course book.

Mapping and analysis of Cs, POs and PEOs

The process of attainment of Cs, POs and PEOs starts from writing appropriate COs for each course in the three year plus one year internship degree program. As Undergraduate Allied Health Science program is Non-regulatory, COs and POs are defined by SBV norms. Based on this, course outcomes are refined by the respective faculty members of the course using action verbs of learning levels as suggested by Bloom Taxonomy. Then, a correlation is established between Cs and POs and Cs and PEOs on the scale of 0 to 3 ('0'being no correlation, 1 being the low correlation, 2 being medium correlation and 3 being high correlation) based on their perception. The average score is calculated and is correlated with the courses as a whole not individually. The core paper & Elective course 32 x 5 mapping matrix of COs-PEOs (**Table.1**) The core paper & Elective course of 32 x 13 mapping matrix of Cs-POs (**Table. 2**) is prepared at the institute level in this regard for all courses in the program. Radar graph was plotted to find out the level of correlation between PEO-Cs (**Fig.1**) and PO-Cs (**Fig.2**).

TABLE 1. CO-PEO MAPPING MATRIX

S.No	COURSE	PEO1	PEO2	PEO3	PEO4	PEO5
1.	Anatomy(AN)	3	3	2	3	3
2.	Physiology(PHY)	3	3	2	3	3
3.	Biochemistry(BIO)	3	3	2	3	3
4.	Pathology(PAT)	3	2	3	3	3
5.	Microbiology(MIC)	3	2	3	3	3
6.	English(ENG)	3	2	2	3	3
7.	Culinary Skills for optimal nutrition(NUTRI)	3	2	1	3	3
8.	Enhancing soft skill & personality(ESSP)	3	2	1	3	3
9.	Basics of Yoga & Practice (YOGA)	2	2	2	2	2
10.	Speaking effectively (SPEAK)	3	2	2	3	3
11.	Basics of Hospital Administration(HOSP)	3	2	2	3	3
12.	Counseling and Guidance(COUNS)	3	2	1	3	3
13.	Lifestyle Disorders (LD)	3	2	2	3	3
14.	Clinical pharmacology (PHAR)	3	3	3	3	3
15.	Applied anatomy & physiology (ANT &PHY)	3	3	3	3	3
16.	Principles of OT management (OT)	3	3	3	3	3
17.	Introduction to Anesthesia technology (ANAES)	3	3	3	3	3
18.	Environmental studies (EVS)	2	3	1	2	2
19.	Good Clinical Laboratory practice (LP)	2	3	1	2	2
20.	Computer Applications(COM)	2	2	1	2	2
21.	Library and E-resource (LIBR)	2	2	1	2	2
22.	Public Health and Hygiene (PHH)	2	2	3	2	2
23.	Basic Psychology (PSYCHO)	2	2	2	2	2
24.	Sociology(SOCIO)	2	2	2	2	2

25.	Entrepreneurship	3	2	2	3	3
26.	Clinical anesthesia part -1 (CL ANAES 1)	3	3	3	3	3
27.	Clinical anesthesia part - 2(CL ANAES2)	3	3	3	3	3
28.	Resuscitation , critical care & recent advances (ICU)	3	3	3	3	3
29.	Labour analgesia (LAB AL)	3	2	3	3	3
30.	Interventional cardiology (CARD)	3	3	3	3	3
31.	Pulmonary medicine (PUL)	3	3	3	3	3
32.	Trauma evaluation & management (TRAU)	3	3	3	3	3
AVERAGE SCORE		2.75	2.5	2.1	2.7	2.7

CO-PEO Mapping

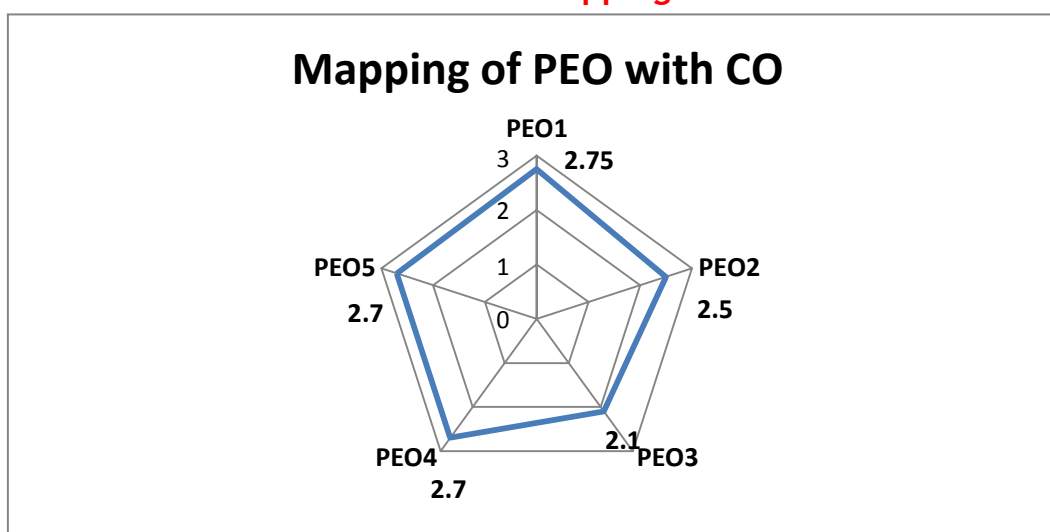


Figure 1. Mapping of Program educational objectives & course
(0 - no correlation; 1 - Low correlation; 2 - Medium correlation; 3 - High correlation)

Table 2. Cs-PO Mapping matrix

S.NO	COURSE	PO1	PO2	PO3	PO4	PO5	PO6	PO7	PO8	PO9	PO10	PO11	PO12	PO13
1.	Anatomy(AN)	1	2	3	3	3	3	3	3	3	3	3	3	2
2.	Physiology(PHY)	1	2	3	3	3	3	3	3	3	3	3	3	3
3.	Biochemistry(BIO)	1	3	3	3	3	3	3	3	3	3	3	3	1
4.	Pathology(PAT)	1	2	3	3	3	3	3	3	3	3	3	3	3
5.	Microbiology(MIC)	1	3	2	2	3	2	2	2	3	2	3	3	2
6.	English(ENG)	3	2	2	2	3	2	2	2	3	2	3	3	2
7.	Culinary Skills for optimal nutrition(NUTRI)	3	2	2	2	2	2	2	2	2	2	2	2	1
8.	Enhancing soft skill & personality(ESSP)	3	2	1	1	3	1	3	3	3	2	3	3	2
9.	Basics of Yoga & Practice (YOGA)	3	2	1	1	3	1	2	2	3	2	3	3	2
10.	Speaking effectively (SPEAK)	3	2	2	2	3	2	3	3	3	2	3	3	2
11.	Basics of Hospital Administration(HOSP)	3	2	1	1	2	1	3	3	2	1	2	2	2
12.	Counseling and	3	2	1	1	2	1	3	3	2	2	2	2	2

	Guidance(COUNS)													
13.	Lifestyle Disorders (LD)	3	2	1	1	2	1	1	1	2	1	2	2	3
14.	Clinical pharmacology (PHAR)	2	2	3	3	3	3	3	3	3	3	3	3	1
15.	Applied anatomy & physiology (ANT &PHY)	2	2	3	3	3	3	3	3	3	3	3	3	1
16.	Principles of OT management (OT)	2	2	2	2	3	2	3	3	3	3	3	3	1
17.	Introduction to Anaesthesia technology (ANAES)	1	2	3	3	3	3	3	3	3	3	3	3	1
18.	Environmental studies (EVS)	1	2	3	3	2	3	3	3	2	2	2	2	2
19.	Good Clinical Laboratory practice (LP)	1	3	2	2	2	2	3	3	2	2	2	2	2
20.	Computer Applications (COM)	3	2	3	3	2	3	2	2	2	2	2	2	1
21.	Library and E-resource (LIBR)	3	2	1	1	2	1	2	2	2	1	2	2	1
22.	Public Health and Hygiene (PHH)	2	2	3	3	2	3	2	2	2	2	2	2	2
23.	Basic Psychology (PSYCHO)	3	2	2	2	2	2	2	2	2	2	2	2	2
24.	Sociology(SOCIO)	3	2	3	3	2	3	2	2	2	2	2	2	1

25.	Entrepreneurship essentials (ENTEREP)	3	2	1	1	2	1	2	2	2	2	2	2	3
26.	Clinical anesthesia part -1 (CL ANAES 1)	2	2	3	3	3	3	3	3	3	3	3	3	3
27.	Clinical anesthesia part -2 (CL ANAES2)	2	2	3	3	3	3	3	3	3	3	3	3	2
28.	Resuscitation , critical care & recent advances (ICU)	2	2	3	3	3	3	3	3	3	3	3	3	2
29.	Labor analgesia (LAB AL)	1	2	3	3	3	3	2	2	3	3	3	3	2
30.	Interventional cardiology (CARD)	1	2	3	3	3	3	2	2	3	3	3	3	2
31.	Pulmonary medicine (PUL)	1	2	3	3	2	3	2	2	2	3	2	2	3
32.	Trauma evaluation & management (TRAU)	1	2	3	3	3	3	2	2	3	3	3	3	1
AVERAGE SCORE		2	2	2.3	2.3	2.5	2.3	2.5	2.5	2.5	2.3	2.5	2.5	2

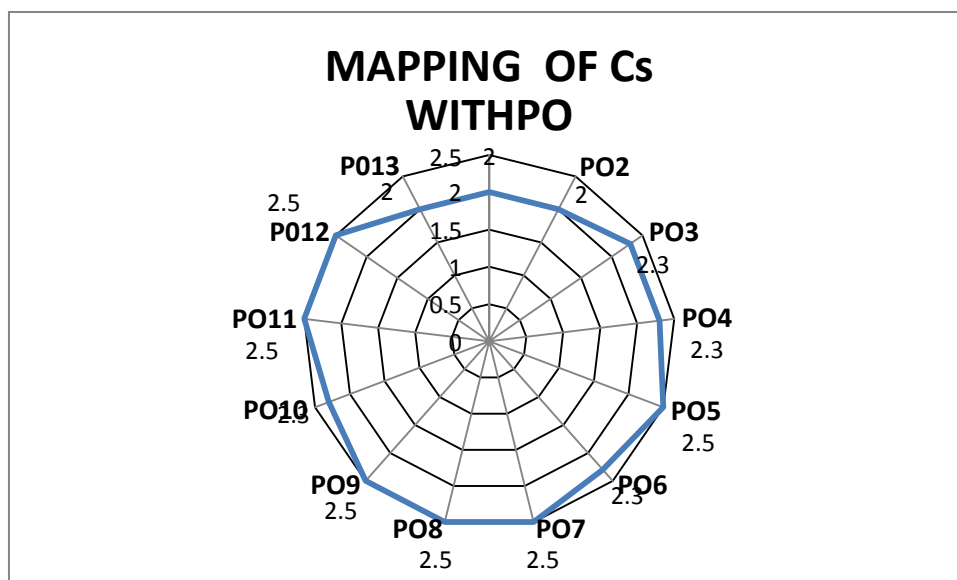


Figure 2. Mapping of Program outcome & course
(0 - No correlation; 1 - Low correlation; 2 - Medium correlation; 3 - High correlation)

ANALYSIS OF CS, POS AND PEOS

On analyzing, the average score of individual program outcome ranges from 2.0 to 2.5. It shows, there exist a strong correlation of all Cs with that of PO5 , PO7 , PO8 , PO9 , PO 11 & PO 12, whereas medium correlation between Cs and PO1, PO2 & PO13. Similarly, on analyzing, the average score of individual program educational objectives ranges from 2.0 to 2.76. It shows, there exist a strong correlation of all Cs with that of PEO1, PEO4 & PEO5, whereas medium correlation between Cs with that of PEO2 & PEO3.

I YEAR

FACULTY OF ALLIED HEALTH SCIENCES

SRI BALAJI VIDYAPEETH

(Deemed to be University)

Accredited by NAAC with 'A' Grade

COMMON SYLLABUS FOR ALL FIRST YEAR B.Sc. ALLIED HEALTH SCIENCES

CORE SUBJECTS

1. Anatomy
2. Physiology
3. Biochemistry
4. Pathology & Microbiology

ELECTIVES

Ability Enhancement compulsory course (AECC)

1. English

Skill enhancement course (SEC) - Choose any TWO

1. Culinary Skills for optimal nutrition
2. Enhancing soft skill & personality
3. Basics of Yoga & Practice
4. Speaking effectively

Generic Elective Course (GEC) - Choose any ONE

1. Basics of Hospital Administration
2. Counseling and Guidance
3. Lifestyle Disorders

SCHEME OF CREDIT BASED ACADEMIC CURRICULUM

Faculty Code	Category	Course Title	Hours					Credits				
			Theory	Practical	Tutorials	Lab training	Total hours	Lecture (L)	Practical	Tutorials	Lab training	Credits
AHS	Core theory CCT	Subjects										
AHS	CCT-1	Anatomy	80		32			5		1		6
AHS	CCT-2	Physiology	80		32			5		1		6
AHS	CCT-3	Biochemistry	80		32			5		1		6
AHS	CCT-4	Pathology	40		16			5		1		6
AHS		Microbiology	40		16							
AHS	Lab training CCT 1 to 4					192					6	6
AHS	AECC	English	16	34				1	1			2
AHS	SEC - 1-3	Student's choice	16	32				1	1			2
AHS	SEC - 1-3	Student's choice	16	32				1	1			2
AHS	GEC 1-3	Student's choice	64					4				4
			432	98	128	192	850	27	3	4	6	40

SCHEME OF EXAMINATION AHS - I YEAR BASIC SCIENCES

Papers	Subject	Theory		Practical		Theory	Practical	Grand Total (900)	Min marks to pass % (450)
		UE	IA	UE	IA	UIA*	UIA*		
CCT-1	Anatomy	80	20					100	50
CCT-2	Physiology	80	20					100	50
CCT-3	Biochemistry	80	20					100	50
CCT-4	Pathology	40	10					100	50
	Microbiology	40	10						
CCT -LT	Lab training Core 1 to 4						100	100	50
AECC	Ability enhancement Compulsory Course- English	80	20					100	50
SEC	Skill enhancement Course	80	20					100	50
SEC	Skill enhancement Course	80	20					100	50
GEC	Generic elective	80	20					100	50

***UIA - University Internal Assessment only for Lab Trainings (No Final University Examination).**

Passing criteria -50 % aggregate both in theory and practical's including internal assessment marks

For all elective course, 40 marks for university theory and Practical cum Viva examination & 10 marks as Internal Assessment = 50 marks which will be converted to 100 marks in the transcript

ANATOMY

**SYLLABUS FOR I YEAR
B.Sc. ALLIED HEALTH SCIENCES - ANATOMY**

NAME OF THE SUBJECT PAPER	: ANATOMY
DURATION OF THEORY CLASSES	: 80 Hrs
DURATION OF TUTORIAL SESSIONS	: 32 Hrs
DURATION OF LAB TRAINING	: 40 Hrs
EXAMINATION	: 100 Marks (80 U + 20IA)
NO UNIVERSITY PRACTICAL EXAMINATION	
DURATION OF THEORY EXAMINATION	: 3 Hrs
YEAR IN WHICH THE SUBJECT PAPER IS TAUGHT	: I YEAR

COURSE DESCRIPTION

The course is designed to assist students to acquire knowledge of the normal structure of human body and its functions. To ensure that the students understand the alteration in anatomical structure and function in disease in the practice of accident and emergency care technology.

OBJECTIVES

At the end of the course, the student will be able to

1. Describe the anatomical terms, organization of human body and structure of cell, tissue, membranes and glands.
2. Describe the structure and functions of bones and joints.
3. Describe the structure and functions of systems in body. Have knowledge about Applied Anatomy

COURSE OUTCOMES FOR ANATOMY

At the end of the course, students will be able to...

AN-AHS-CO1: Explains the Gross and Microscopic structure of human body.

AN-AHS-CO2: Explains the normal structure and integration of the functions of the organs and systems on basis of the structure of Human body.

AN-AHS-CO3: Explains the clinical correlation of the organs and structures involved and interprets the anatomical basis of the disease presentations.

AN-AHS-CO4: Knows about the General development of human body.

AN-AHS-CO5: Outlines the knowing of the hard & soft structures of the body.

UNIT	TITLE	THEORY + TUTORIALS (80 + 32)HOURS
I	<p>(a) INTRODUCTION TO HUMAN BODY AS AWHOLE</p> <ul style="list-style-type: none"> • Terms of location, positions and planes • Cell and its organelles • Epithelium - Definition, classification, description with examples and functions. • Glands-Classification, description of Serous and Mucous glands with examples. • Basic tissues - Classification with examples. <p>(b) LOCOMOTION AND SUPPORT</p> <ul style="list-style-type: none"> • Cartilage - Different types with examples and Histology. • Bone - Classification, Names of bone cells, parts of Long bone, Microscopy of Compact bone, Names of all bones, Vertebral column, Intervertebral disc, Fontanelles of Fetal Skull. • Joints-Classification of Joints with examples, Synovial Joints (in detail for Medical Imaging Technology students) • Muscular system: Classification of Muscular tissue and histology. • Names of the muscles of the body. 	20 + 8
II	<p>UNIT (a) CARDIO VASCULAR SYSTEM</p> <ul style="list-style-type: none"> • Heart Size, Location, Chambers - Exterior & Interior - conducting System and Valves • Blood supply of heart • Systemic & Pulmonary circulation • Branches of Aorta, Common Carotid artery, Subclavian artery, Axillary artery, Brachial artery, Superficial Palmar arch, Femoral artery and Internal Iliac artery. • Peripheral pulse • Inferior Venacava, Portal vein and Porto systemic anastomosis. • Great Saphenous vein • Dural Venous Sinuses • Lymphatic System - Cisterna Chyli and Thoracic duct. • Names of regionally mphatics, axillary and inguinal mph nodes in brief. <p>(b) RESPIRATORY SYSTEM</p> <ul style="list-style-type: none"> • Parts of Respiratory System, Nose, Nasal Cavity, Larynx, Trachea, Lungs, Broncho pulmonary segments • Histology of Trachea, Lung and Pleura • Names of Para nasal air sinuses 	20 + 5
III	<p>(a) GASTRO- INTESTINAL SYSTEM - (10 +5hrs)</p> <ul style="list-style-type: none"> • Parts of GIT, Oral cavity (Tongue, Tonsil, Dentition, Pharynx, Salivary glands, Waldeyer's ring) • Oesophagus, Stomach, Small & Large Intestine, Liver, Gall Bladder, Pancreas <p>(b) URINARY SYSTEM - - (5hrs)</p> <ul style="list-style-type: none"> • Kidney, Ureter, Urinary bladder, Male & Female Urethra 	10 + 5

IV	<p>(a) REPRODUCTIVE SYSTEM - (10 +2hrs)</p> <ul style="list-style-type: none"> • Parts of Male Reproductive system, Testis, Vas deferens, Epididymis, Prostate • Parts of Female Reproductive System, Uterus, Fallopian tubes, Ovary • Mammary gland <p>(b) ENDOCRINE GLANDS - (5hrs)</p> <ul style="list-style-type: none"> • Names of all Endocrine glands in detail on Pituitary Gland, Thyroid Gland, Parathyroid gland and Suprarenal Gland. 	10 + 5
V	<p>NERVOUS SYSTEM - (15 +2 hrs)</p> <ul style="list-style-type: none"> • Cerebrum, Cerebellum, Mid brain, Pons, Medulla Oblongata, Spinal cord with spinal nerve • Meninges, Ventricles and Cerebrospinal fluid • Names of Basal nuclei • Blood Supply of Brain • Cranial Nerves 	10 + 5
VI	<p>(a) EMBRYOLOGY</p> <ul style="list-style-type: none"> • Spermatogenesis and Oogenesis • Ovulation, Fertilization • Fetal Circulation • Placenta <p>(b) COURSE SPECIFIC TOPICS</p> <ul style="list-style-type: none"> • Skin • Eye • Arterial System and Venous Drainage System in detail 	10 + 4

LAB TRAINING (40 hrs)

- Histology of Types of Epithelium
- Histology of Serous, Mucous and Mixed Salivary gland
- Histology of the types of Cartilage
- Demo of all bones showing parts, radiographs of normal bones & Joints
- Histology of Skeletal (TS & LS), Smooth and Cardiac muscle
- Demonstration of Heart and Vessels of the body
- Histology of Large artery, Medium sized artery and vein, Large Vein
- Microscopic appearance of Large and Medium sized Artery and Vein, Large Vein
- Demonstration of all muscles of the body
- Pericardium
- Histology of Lymph node, Spleen, Tonsil and Thymus
- Demonstration of parts of Respiratory system
- Normal Chest radiograph showing Heart shadows
- Histology of Lung and Trachea
- Normal Angiograms
- Histology of Lymphatic tissues
- Radiographs of Abdomen - IVP, Retrograde cystogram
- Demonstration of parts of the Urinary system and Histology of Kidney, Ureter and Urinary bladder

- Demonstration of Male and Female Pelvis with organs in situ.
- Histology of Male and Female Reproductive organs
- Histology of Pituitary, Thyroid, parathyroid and Suprarenal glands
- Histology of peripheral nerve and optic nerve.
- Demo of all parts of brain

METHODS OF TEACHING

- Lecture cum discussion
- Demonstration
- Lab visit
- Practical work record

METHODS OF EVALUATION

- Written Test
- Laboratory observation Book
- Assignments
- Oral Presentations

REFERENCE BOOKS

- Cohen, Memmler: Structure & Function of Human Body, Lippincott Williams & Wilkins; Tenth edition(2012)
- Waugh: Ross & Wilson Anatomy & Physiology in health and illness Penguin Books Ltd(2010)
- Tortora: Anatomy & Physiology, John Wiley & Sons(2012)

B.Sc. ALLIED HEALTH SCIENCES - ANATOMY - BLUE PRINT

Unit No.	Unit	Weightage	Marks Allotted	Knowledge / Recall			Understanding			Application		
				LAQ	SAQ	VSAQ	LAQ	SAQ	VSAQ	LAQ	SAQ	VSAQ
1	I	14 %	12	...	1	1	---	---	1	---	---	---
2	II	20 %	16	1		1	1*		----	---	---	1
3	III	20 %	15	1*	1	1	--	1	----	---	---	1*
4	IV	20 %	16	--	--	1	1	1*	1*	---	----	1
5	V	14 %	12	---	1	---	---	--	1	---	---	1
6	VI	12 %	9	---	1	---	---	--	1	---	---	--

LONG ANSWER QUESTIONS

S.No	Unit wise	Type of Question	Question has to ask
1	CVS / Respiratory System / GIT	Knowledge / Understanding	2
2	Urinary system / Reproductive system / Endocrine system	Knowledge / Understanding	2

SHORT ANSWER QUESTIONS

S. No	Unit wise	Type of Question	Question has to ask
1	Unit - I	Recall	1
2	Unit - II	Understanding	-
3	Unit - III	Understanding + Recall	2
4	Unit - IV	Understanding / Recall	1
5	Unit - V	Understanding	1
6	Unit - VI	Understanding / Recall	1

VERY SHORT ANSWER QUESTIONS

S.No	Unit wise	Type of Question	Question has to ask
1	Unit - I	Understanding / Recall	2
2	Unit - II	Understanding + Recall	2
3	Unit - III	Understanding + Recall + Application	2
4	Unit - IV	Understanding + Recall + Application	3
5	Unit - V	Understanding + Application	2
6	Unit - VI	Understanding / Application	1

The duration of Examination (University) is Three (3) hours.

The total marks for the University Examination will be 100 marks.

Long Answer Questions : 2 X 10 = 20 marks (Choice 2 out of 4)

Short Answer Questions : 5 X 6 = 30 marks (Choice 5 out of 6)

Very Short Answer Questions : 10 X 3 = 30 marks (Choice 10 out of 12)

TOTAL = Theory 80 + IA 20 = 100marks

MODEL QUESTION PAPER
FIRST YEAR B.Sc. ALLIED HEALTH SCIENCES
ANATOMY

Time:3 Hours

Maximum Marks:80

Illustrate your answers with suitable diagrams where ever necessary.

LONG ANSWER QUESTIONS - (Write any Two) (2 X 10 =20)

1. (A) Explain the Gross features of Right atrium. **(OR)**
(B) Explain the Gross features of Stomach.
2. (A) Explain the Gross features of Kidney. **(OR)**
(B) Explain the Gross features of Thyroid gland.

SHORT ANSWER QUESTIONS - (Write any Five) (5 x 6=30)

1. Discuss the Classification of joints with its examples.
2. Discuss the boundaries and contents of superior Mediastinum.
3. Discuss the gross features of Right lung.
4. Discuss the external & internal features of 2nd part of Duodenum.
5. Discuss the location, external features of urinary bladder.
6. Discuss the supports of uterus.

VERY SHORT ANSWER QUESTIONS - (Write any Ten) (10 x3 =30)

1. Write a note on Sesamoid bone.
2. Trace the conducting system of Heart.
3. List out the paranasal air sinuses.
4. Write a note on Pancreatic duct.
5. List out the parts & functions of extra hepatic biliary apparatus.
6. Write a note on Trigone of urinary bladder.
7. Enumerate the Ovarian follicles.
8. Enumerate the hormones of Adrenal gland.
9. Enumerate the layers of Scrotum.
10. List out the meningeal layers & its modifications.
11. Structure of thin skin.
12. Write a note on Fertilization

PHYSIOLOGY

**SYLLABUS FOR I YEAR
B.Sc. ALLIED HEALTH SCIENCES - PHYSIOLOGY**

NAME OF THE SUBJECT PAPER	: PHYSIOLOGY
DURATION OF THEORY CLASSES	: 80 Hrs
DURATION OF TUTORIAL SESSIONS	: 32 Hrs
DURATION OF LAB TRAINING	: 38 Hrs
THEORY EXAMINATION	: 100 Marks (80 U + 20IA)
UNIVERSITY PRACTICAL EXAMINATION	: NIL
DURATION OF THEORY EXAMINATION	: 3 Hrs
YEAR IN WHICH THE SUBJECT PAPER IS TAUGHT	: I YEAR

COURSE DESCRIPTION

The course is designed to assist students to acquire the knowledge of the normal physiology of various human body systems and understand the alteration in physiology in disease and practice of accident and emergency care technology

COURSE OBJECTIVES

At the end of the course, the student will be able to

- Describe the physiology of cell, tissues, membranes and glands.
- Describe the physiology of blood and functions of heart.
- Demonstrate blood cell count, coagulation, grouping, Hb; BP and Pulse monitoring
- Describe the physiology and mechanism of respiration.
- Demonstrate Spirometry
- Describe the physiology of Excretory system

COURSE OUTCOMES FOR PHYSIOLOGY

At the end of the course, students will be able to...

PHY-AHS-CO1: Understand normal structure and functioning of the organs and organ systems of the body

PHY-AHS-CO2: Understand the regulatory mechanisms in normal and physiological variations.

PHY-AHS-CO3: Understand age-related physiological changes in the organ functions that reflect normal growth and development.

PHY-AHS-CO 4: Understand the physiological basis of diseases.

PHY-AHS- CO 5: Interpret laboratory data pertaining to normal function of organ and organ system.

UNIT	TITLE	THEORY + TUTORIALS (80+32) HOURS
I	<p>a. General physiology (5 + 2hrs)</p> <ul style="list-style-type: none"> • Structure and functions of cell and cell organelles • Transport across cell membrane • Homeostasis: definition and feedback mechanisms <p>b. Hematology (10 + 2hrs)</p> <ul style="list-style-type: none"> • Composition and function of blood and body fluids • Plasma proteins and their functions • RBC: morphology, production, functions and fate • Anemia: etiological & morphological classification • Immunity : Types, mechanism of immune response • Hemostasis and anticoagulants • Blood groups: Types, cross matching and clinical importance 	15 + 4
II	<p>Cardiovascular physiology (10 + 5 hrs)</p> <ul style="list-style-type: none"> • Functional anatomy • Conductive system of heart: origin, spread of cardiac impulse • Properties of cardiac muscle • ECG: leads, principles of normal recording. Normal waves and interpretations • Cardiac cycle • Heart sounds, Physiological basis of murmur • Cardiac output: definition, factors affecting, factors regulating and its measurement • Blood pressure: total pressure, lateral pressure, importance of different pressure, measurements, factors controlling BP • Shock: definition & types. 	10 + 5
III	<p>Respiratory physiology (10 + 5 hrs)</p> <ul style="list-style-type: none"> • Functional anatomy • Mechanism of respiration • Lung volumes and capacities: definition, normal values, measurements and clinical importance • Transport of gases: oxygen and carbon dioxide • Control of respiration: neural and chemical regulation. • Dyspnoea, Asphyxia, cyanosis, periodic breathing • Hypoxia : definition and types 	10 + 5
IV	<p>a. Gastro-intestinal physiology (5 hrs)</p> <ul style="list-style-type: none"> • GI secretions: saliva, gastric juice, pancreatic juice, liver & gallbladder • GI motility: deglutition, gastric motility and emptying, 	15 + 3

	<p>intestinal motility</p> <ul style="list-style-type: none"> • GI hormones: Gastrin, Secretin, CCK - PZ, motilin, Inhibin <p>b. Renal physiology (10 + 3 hrs)</p> <ul style="list-style-type: none"> • Nephrons: structure, types and functions • Juxta glomerular apparatus • RBF: definition, normal values, factor affecting • GFR: definition, normal values factor affecting and factors regulating, measurement. • Renal handlings of solutes : Na⁺ , Cl⁻ ,Glucose, water (diuretics, diuresis), H⁺, ammonia • Renin-angiotensin- aldosterone mechanism • Concentration of urine - countercurrent multiplier and countercurrent exchanger. • Micturition • Renal dialysis 	
V	<p>a. Endocrine physiology (10 + 3hrs)</p> <ul style="list-style-type: none"> • Pituitary gland: hormones secreted and their functions, applied: dwarfism, gigantism, Diabetes Insipidus. • Thyroid gland: hormones secreted and their functions, applied: hypothyroidism, hyperthyroidism • Parathyroid gland: hormones secreted and their functions • Adrenal gland: hormones secreted and their functions • Pancreas: hormones secreted and their functions, applied: Diabetes Mellitus <p>b. Reproductive physiology (5 + 2hrs)</p> <ul style="list-style-type: none"> • Male reproductive system: spermatogenesis ,endocrine functions of testis • Female reproductive system: oogenesis, ovulation, functions of estrogen and progesterone. • Menstrual cycle: ovarian cycle, uterine cycle, hormonal changes, abnormalities of menstruation • Contraception 	15 + 5
VI	<p>a. Nerve-Muscle physiology (5 + 5 hrs)</p> <ul style="list-style-type: none"> • Neurons: structure, types, properties, degeneration and regeneration • Neuromuscular junction: transmission of impulse and its clinical applications • Skeletal muscle: structure , muscle proteins, contraction& relaxation, types of contraction <p>b. Central nervous system (5 + 3hrs)</p> <ul style="list-style-type: none"> • Organization of nervous system • Synapse: types, functions • CSF :functions • Cerebral cortex: Broca`s area and their functions • Cerebellum: lobes &function • Basal ganglia: nucleus & functions, Parkinsonism 	15 + 10

	<ul style="list-style-type: none"> • Hypothalamus: functions <p>c. Special senses (5 + 2 hrs)</p> <ul style="list-style-type: none"> • Vision: Errors of refraction, visual pathway and effects of lesion • Hearing: functions of middle ear, Conductive deafness and nerve deafness. • Smell and taste: receptors and pathways 	
--	--	--

LAB TRAINING (38 hrs)

- Hemoglobinometry
- White Blood Cell Count
- Red Blood Cell Count
- Determination of Blood Groups
- Leishman's Staining and Differential WBC Count
- Determination of Packed Cell Volume
- Erythrocyte Sedimentation Rate(ESR)
- Determination of Clotting Time, Bleeding Time
- Recording of Blood pressure
- Auscultation for Heart sounds
- Artificial Respiration
- Determination of Vital capacity.

METHODS OF TEACHING

- Lecture cum discussion
- Demonstration
- Lab visit
- Practical work record

METHODS OF EVALUATION

- Written Test
- Laboratory observation Book
- Assignments
- Oral Presentations

REFERENCE BOOKS

1. Basics of Medical Physiology D.Venkatesh /H.H.Sudhakar Wolters Kluwer Third Edition.
2. Waugh: Ross & Wilson Anatomy & Physiology in health and illness Penguin Books Ltd (2010).
3. Principles of Physiology, Singh (H).

PHYSIOLOGY - BLUEPRINT

Unit	Systems	Marks	Weightage (%)	Question type		
				LAQ (2 out of 4)	SAQ (5 out of 6)	VSAQ (10 out of 12)
I	General physiology	15	19%			2+1*
	Hematology			1*	1	1
II	Cardiovascular physiology	16	20%	1	1	
III	Respiratory physiology	16	20%	1	1	
IV	Gastro-intestinal physiology	12	15%		1	1+1*
	Renal physiology			1*		1
V	Endocrine physiology	12	15%		1	1
	Reproductive physiology					1
VI	Nerve-Muscle physiology	09	11%			1
	Central nervous system				1*	1
	Special senses					1

Note: * represents question of choice

- The duration of Examination (University) is Three (3) hours.
 - The total marks for the University Examination will be 100marks.
- Long Answer Questions : 2 X 10 = 20 marks (Choice 2 out of 4)
- Short Answer Questions : 5 X 6 = 30 marks (Choice 5 out of 6)
- Very Short Answer Questions : 10 X 3 = 30 marks (Choice 10 out of 12)
- TOTAL = Theory 80 + IA 20 = 100mark

MODEL QUESTION PAPER
FIRST YEAR B.Sc. ALLIED HEALTH SCIENCES
PHYSIOLOGY

Total marks: 80

Duration: 3hours

LONG QUESTION ANSWER

(2 X 10 =20)

1. a) Define Erythropoiesis? Describe its stages. Mention the factors influencing it. (OR)
b) Define blood pressure. Write its normal range. Briefly explain short term regulation mechanism of blood pressure.
2. a) Explain how oxygen is transported in blood. Explain oxygen dissociation curve. List the factors shifting this curve to right&left.(OR)
b) Define Glomerular filtration rate (GFR). Write its normal value. Explain the factors affecting it.

SHORT QUESTION ANSWER - Answer any 5

(5 X 6 =30)

1. Define hemostasis. Briefly explain blood clotting mechanism.
2. Define cardiac output. Give its normal value. Describe the factors regulating it
3. Draw normal spirogram indicating static lung volumes and capacities.
4. Briefly explain the mechanism of HCl secretion in stomach.
5. Name the anterior pituitary hormones. Briefly explain functions of growth hormones.
6. Briefly describe stages of Spermatogenesis.

VERY SHORT ANSWER - Answer any 10

(10 X 3=30)

1. Write the functions of Golgi apparatus
2. Briefly explain osmosis
3. Briefly describe the function of Na⁺ K⁺ ATPase pump
4. What are anticoagulants? Name any two.
5. Write any 3 functions of saliva
6. Name any two GI hormones. Write any one function of them.
7. Name the cells of Juxta glomerular apparatus & mention their function
8. List the 3 functions of thyroid hormone
9. Name natural contraceptive methods
10. Classify muscle proteins
11. Classify glial cell. Write any two functions of it.
12. What is myopia? How it is corrected

BIOCHEMISTRY

SYLLABUS FOR I YEAR
B.Sc. ALLIED HEALTH SCIENCES - BIOCHEMISTRY

NAME OF THE SUBJECT PAPER	: BIOCHEMISTRY
DURATION OF THEORY CLASSES	: 80hrs
DURATION OF TUTORIAL SESSIONS	: 32hrs
DURATION OF LAB TRAINING	: 38Hrs
THEORY EXAMINATION	: 100 marks (80 U + 20IA)
UNIVERSITY PRACTICAL EXAMINATION	: Nil
DURATION OF THEORY EXAMINATION	: 3 hrs
YEAR IN WHICH THE SUBJECT PAPER IS TAUGHT	: I YEAR

COURSE DESCRIPTION

The course is designed to assist students to acquire the knowledge of the normal biochemical functioning of human body and alterations.

OBJECTIVES

At the end of the course, the student will be able to

1. Identify the basic principles of biochemistry.
2. Synthesize the knowledge of these principles in various situations.

COURSE OUTCOMES FOR BIOCHEMISTRY

At the end of the course, students will be able to...

BIO-AHS-CO1: Correlate the integration of various aspects of biomolecules and its lab diagnosis

BIO-AHS-CO2: Explain biochemical basis and rationale of clinical laboratory tests for inborn errors of metabolism, and interpret the results.

BIO-AHS-CO3: Correlate the results of these investigations with the primary disorders of each human body system.

BIO-AHS-CO4: Follow good clinical laboratory practice as well as to handle the biological samples collected

BIO-AHS-CO5: Learn how to collect the samples and to process it for diagnostic purposes

UNIT	TITLE	THEORY + TUTORIALS (80 +32) HOURS
I	<p>(i) INTRODUCTION TO BIOCHEMISTRY</p> <ul style="list-style-type: none"> • Biophysical aspects of Biochemistry: Theory of acids and bases, Ionization of acids, Dissociation of water, Hydrogen ion concentration and concept of pH, Dissociation of acids and bases, Basic concepts in Acidosis and Alkalosis (Respiratory and Metabolic) • Concept of buffering, Definition of buffers and Buffering Capacity, Chemical and Physiological buffers, Henderson Hassel Balch equation and pH - pK relationship, • Glass electrode and determination of pH, Acid Base titration. <p>ii) PROTEINS</p> <ul style="list-style-type: none"> • Proteins: Chemistry, Classification, properties and biomedical importance of Proteins. • Hydrolytic products of proteins • Classification of Amino acids and important properties <p>iii) ENZYMES</p> <ul style="list-style-type: none"> • Definitions of Catalyst, Enzymes, Apo enzyme, Coenzyme, Holoenzyme, Cofactors and prosthetic group • Active site • Systematic classification of Enzymes • Factors influencing Enzyme kinetics • Enzyme units 	18 + 6
II	<p>i) CARBOHYDRATES</p> <ul style="list-style-type: none"> • Carbohydrates: Chemistry, Classification, properties and biomedical importance of carbohydrates. <p>ii) NUCLEOPROTEINS</p> <ul style="list-style-type: none"> • Purine and Pyrimidine bases • Ribose and Deoxy Ribose • Definition of Nucleosides and Nucleotides • Structure of DNA • Types of RNA • Biologically significant Nucleotides 	15 + 5
III	<p>LIPIDS</p> <ul style="list-style-type: none"> • Definition of Fats and Oils • Classification of Lipids • Saturated and Unsaturated Fatty acids • Properties of Lipids • Biomedical importance of Lipids with special reference to Phospho Lipids, Glycolipids and Cholesterol. 	15 + 7
IV	<p>ENERGY METABOLISM AND NUTRITIONAL BIOCHEMISTRY</p> <ul style="list-style-type: none"> • Calorific value, Respiratory Quotient, Resting Metabolic expenditure, Specific dynamic action • Energy requirements • Complex Carbohydrates and Role of Dietary fiber • Essential Fatty acids • Essential amino acids 	20 + 6

	<ul style="list-style-type: none"> • Positive and Negative Nitrogen balance • Protein Energy Malnutrition • Biochemical functions of Vitamins • Biochemical functions of major and trace elements 	
V	<p>(i) CLINICAL CHEMISTRY</p> <ul style="list-style-type: none"> • Serum Osmolality: Significance and measurement • Electrophoresis: Principles, Methodology and Diagnostic significance • Principles and applications of Paper Chromatography • Simple tests to identify Carbohydrates, Lipids and Proteins in biological fluids • Qualitative estimation of Glucose, Proteins, Cholesterol, Urea, Creatinine and Uric acid and their diagnostic significance <p>(ii) ENVIRONMENTAL CHEMISTRY</p> <ul style="list-style-type: none"> • Definition of Pollutants • Impact of Terrestrial, Water and air pollutants • Bio pesticides Chemistry, Metabolic Transformation in the living system and role in Chemical Pathology • Influence of Non-Biodegradable domestic utility items and its role in metabolic disorders • Carcinogens and mutagens: qualitative and molecular pathology involved in mutagenesis and carcinogenesis • Plastics and its impacts on Society • Biomedical Waste and its management 	12 + 8

LAB TRAINING (38 hrs)

- Simple Color reactions of Carbohydrates and Proteins
- Qualitative estimations of Glucose, Urea, Creatinine, Total Protein and Cholesterol
- Normal constituents of Urine
- Abnormal (pathological) Urine
- Glucose Tolerance Test and its significance
- Demonstration of Electrophoresis and Interpretation of important clinical conditions based on Electrophoresis appearance
- Demonstration of Paper Chromatography and its utility in the diagnosis of inborn errors of metabolism

METHODS OF TEACHING

1. Lecture cum discussion
2. Demonstration
3. Lab visit
4. Practical work record

METHODS OF EVALUATION

1. Written Test
2. Laboratory observation Book
3. Assignments
4. Oral Presentations

REFERENCE BOOK

1. Essential of Biochemistry for B.Sc. Nursing Students Harbanlal, first edition.
2. Biochemistry U.Sathya Narayana, U.Chakrapani, fifth edition

B.Sc. ALLIED HEALTH SCIENCES - BIOCHEMISTRY (I Year) BLUE PRINT

Unit No.	Weight age	Marks Allotted	Knowledge/ Recall			Understanding			Application		
			LAQ (10)	SAQ (6)	VSAQ (3)	LAQ (10)	SAQ (6)	VSAQ (3)	LAQ (10)	SAQ (6)	VSAQ (3)
I	30 %	25		1	1	1	1				
II	20%	19	1		2			1			
III	15%	12	1*	1	2						
IV	15 %	9	1*	1*	2			1			
V	20%	15		1	1 + 1*		1	1*			

The duration of Examination (University) is Three (3) hours.

The total marks for the University Examination will be 80 marks.

Long Answer Questions : 2X 10 marks = 20 marks (Choice 2 out of 4)

Short Answer Questions : 5X 6 marks = 30 marks (Choice 5 out of 6)

Very Short Answer Questions : 10 X 3 marks = 30 marks (Choice 10 out of 12)

TOTAL = Theory 80 + IA 20 = 100marks

MODEL QUESTION PAPER
FIRST YEAR B.Sc. ALLIED HEALTH SCIENCES
BIOCHEMISTRY

TIME: 3 HOURS

MAXIMUM MARKS:80

A. Long answer question (2 X10=20)

1. a) Write in detail about the Hetero polysaccharides and mention its importance.

(Or)

b) How is acid base balance maintained in the body?

2. a) Define and classify Lipids with suitable examples.

(Or)

b) Write in detail about the RDA, dietary sources, and biochemical role and deficiency manifestations of folic acid.

B. Short answer questions -Answer any 5 questions (5X 6=30)

1. Mention dietary sources and functions of cholesterol

2. Define Chromatography & write any 4 applications

3. Classify Carbohydrates with a suitable example

4. Classify Enzymes systematically by providing one example under each class.

5. Define carcinogen and name any three agents that cause carcinogenesis.

6. List down the sources, regulation and functions of Calcium

C. Very Short answer questions -Answer any 10 questions (10 x 3=30)

1. Define Respiratory quotient

2. Define buffer

3. List any two functions of trace elements.

4. List any two impacts of plastics on society

5. Mention the essential fatty acids and its importance

6. List any 2 functions of phospholipids

7. Name one test to identify plasma proteins and urea.

8. Define osmolality

9. Mention any one cardiac glycoside with its function

10. Draw a neat labeled diagram of DNA

11. Define mutarotation

12. List any two functions of Fat soluble vitamin

GENERAL MICROBIOLOGY

SYLLABUS FOR I YEAR
B.Sc. ALLIED HEALTH SCIENCES - GENERAL MICROBIOLOGY

NAME OF THE SUBJECT PAPER	: GENERAL MICROBIOLOGY
DURATION OF THEORY CLASSES	: 40 hrs
DURATION OF TUTORIAL SESSIONS	: 16 hrs
DURATION OF LAB TRAINING	: 38 Hrs
EXAMINATION	: 50 marks (40 U+10 IA)
NO UNIVERSITY PRACTICAL EXAMINATION	
DURATION OF THEORY EXAMINATION	: 1 ½ hrs
YEAR IN WHICH THE SUBJECT PAPER IS TAUGHT	: I YEAR

COURSE DESCRIPTION

The course is designed to assist students to acquire understanding of fundamentals of microbiology and identification of microorganisms. It also provides opportunities for practicing infection control measures in hospital setting.

COURSE OBJECTIVES

At the end of the course, the student will be able to:

1. Identify common disease producing microorganisms
2. Explain the basic principles of microbiology and their significance in health and disease. Demonstrate skill in handling specimens.
3. Explain various methods of disinfection and sterilization
4. Identify the role of the nurse in hospital infection control system.

COURSE OUTCOMES FOR GENERAL MICROBIOLOGY

At the end of the course, students will be able to...

MIC-AHS-CO1: Sterilize the articles with physical and chemical methods

MIC-AHS-CO2: Perform with suitable culture media, methods for growth of the bacteria and perform staining techniques for identification of bacteria

MIC-AHS-CO3: Learn the structure, function of immune system and immunity by its antigen-antibody reactions

MIC-AHS-CO4: Learn the how to collect & process the specimen for the diagnostic purposes

MIC-AHS-CO5: Learn about the identification of fungal infections from clinical specimens and various antifungal agents used for the fungal infections.

MIC-AHS-CO6: Learn the laboratory diagnosis of Parasitic and Viral infections

MIC-AHS-CO7: Learn about the treatment and post exposure prophylaxis (PPE) of viral infections

UNIT	TITLE	THEORY + TUTORIALS (40 +16) HOURS
I	GENERAL BACTERIOLOGY <ul style="list-style-type: none"> □ Historical introduction Classification of Microorganisms based on size, shape and structure □ Anatomy & Physiology of Bacteria : Nutrition, Growth □ Microscopy, staining techniques & Culture media, culture methods □ Sterilization (physical & chemical methods) Infection 	8 + 2
II	IMMUNOLOGY <ul style="list-style-type: none"> □ Immune response □ Immunity □ Hyper sensitivity, Autoimmunity □ Complement □ Antigen antibody reactions 	7 + 2
III	SYSTEMATIC BACTERIOLOGY <ul style="list-style-type: none"> □ Introduction : Collection transport & processing of bacteriological clinical specimen in general □ Pyogenic cocci □ Spore bearing bacilli Clostridium + Bacillus □ Enterobacteriaceae- E.coli, Klebsiella, Salmonella, Shigella □ Vibrio, Pseudomonas MYCOLOGY <ul style="list-style-type: none"> □ Introduction, classification of fungi, laboratory diagnosis in general □ Fungi of medical importance- Opportunistic fungi 	8 + 3
IV	BASICS OF PARASITOLOGY <ul style="list-style-type: none"> □ Introduction to Parasitology, Classification, Protozoa-I - Entamoeba histolytica □ Protozoa-II, Plasmodium spp. □ Cestodes: general, T.solium & T.saginata, E.granulosus □ Nematodes: Introduction & Classification <ul style="list-style-type: none"> - Intestinal - Ascaris, Ancylostoma, Strongyloides - Tissue- W.bancrofti 	7 + 3
V	VIROLOGY <ul style="list-style-type: none"> □ Classification & General properties of Viruses, Virus Host interactions & Lab diagnosis in general □ DNA Viruses : Pox viruses & Adenoviruses, Herpes viruses □ Hepatitis virus, HIV □ Rabies , Polio, Arbo viruses common in India - Dengue, Chikungunya , Japanese encephalitis, KFD 	6 + 4
VI	HOSPITAL INFECTION AND CONTROL <ul style="list-style-type: none"> □ Causative agents and methods of transmission □ Systematic investigation of hospital infection □ Prevention and control of Hospital infections □ Environmental Hazards resulting from biomedical waste and preventive measures. 	4 + 2

LAB TRAINING (38 hrs)

- Introduction & visit to microbiology lab + Morphology of bacteria + Identification of bacteria (Culture plates & Basic biochemical reactions)
- Gram stain, Acid fast Stain
- Spotters , Instruments, Culture media inoculated & un inoculated
- Applied Immunology(Bacterial)
- Serological tests - CRP, ASO, RPR, Widal Applied Immunology (Virology) Serological tests: HIV, HBsAg(Rapid Tests)
- Stool Examination for eggs + Parasitology specimens

METHODS OF TEACHING

1. Lecture cum discussion
2. Demonstration
3. Lab visit
4. Practical work record

METHODS OF EVALUATION

1. Written Test
2. Laboratory Observation Book
3. Assignments
4. Oral Presentations

REFERENCE BOOKS

1. Ananthnarayan R: Textbook of Microbiology. (2017)
2. Pommerville J. C: Fundamentals of Microbiology. Jones and Bartlett learning(2013)
3. ApurbaSastry, SandhyaBhat. Essentials of Microbiology.
4. Text book of Concise Microbiology by C.P.Baveja, Latest edition

BLUE PRINT - B.Sc ALLIED HEALTH SCIENCES -GENERAL MICROBIOLOGY (I Year)

Unit No.	Unit	Weightage (%)	Marks Allotted	Knowledge/ Recall			Understanding			Application		
				LAQ (10)	SAQ (6)	VSAQ (3)	LAQ (10)	SAQ (6)	VSAQ (3)	LAQ (10)	SAQ (6)	VSAQ (3)
I	GENERAL BACTERIOLOGY	8	3	1*								1
II	BASICS OF IMMUNOLOGY	15	6			1*		1				
III	SYSTEMATIC BACTERIOLOGY	25	10				1				1*	
IV	BASICS OF PARASITOLOGY & MYCOLOGY	22	9					1				1
V	VIROLOGY	22	9		1							1
VI	HOSPITAL INFECTION AND CONTROL	8	3		1*				1			
	TOTAL	100	40									

The duration of Examination (University) is One and Half (1 ½) hours.

The total marks for the University Examination will be 40marks.

Long Answer Questions : 1X10mark = 10 marks (Choice 1 out of2)
 Short Answer Questions : 3X6marks = 18 marks (Choice 3 outof5)
 Very Short Answer Questions : 4 X3 marks = 12marks (Choice 4 out of5)
TOTAL = 40 marks

MODEL QUESTION PAPER
FIRST YEAR B.Sc. ALLIED HEALTH SCIENCES
GENERAL MICROBIOLOGY

Time: 1½Hours

Maximum Marks: 40

Illustrate your answers with suitable diagrams wherever necessary.

(A) Long answer questions **(1 X 10=10)**

1. Describe the commonly used chemical disinfectants and their applications in the hospital.

(OR)

2. Classify Mycobacterium. Give an account on pathogenesis and laboratory diagnosis of pulmonary tuberculosis. Add a note on BCG vaccine.

(B) Short answer questions -Answer any 3 questions marks **(3 X6=18)**

1. Define immunity. Describe acquired immunity.

2. Types of HAI & mention the causative agents.

3. Name the UTI cause bacteria. How to collect urine & laboratory diagnosis of *E.coli*.

4. Life cycle of malaria parasite in human.

5. Write about Modes of transmission of HIV.

(C) Very Short answer questions -Answer any 4 questions **(4 x3 =12)**

1. Mention different color coded bags for biological waste management used in hospital with the viruses.

2. Prophylaxis of hepatitis B.

3. List FOUR bacteria causing wound infection.

4. Name the opportunistic fungi.

5. Name four arbo viral diseases common in India.

GENERAL PATHOLOGY

SYLLABUS FOR I YEAR
B.Sc. ALLIED HEALTH SCIENCES - GENERAL PATHOLOGY

NAME OF THE SUBJECT PAPER	: GENERAL PATHOLOGY
DURATION OF THEORY CLASSES	: 40hrs
DURATION OF TUTORIAL SESSIONS	: 16hrs
DURATION OF LAB TRAINING	: 38Hrs
EXAMINATION	: 50 marks (40 U + 10IA)
NO UNIVERSITY PRACTICAL EXAMINATION	
DURATION OF THEORY EXAMINATION	: 1 ½hrs
YEAR IN WHICH THE SUBJECT PAPER IS TAUGHT	: I YEAR

COURSE DESCRIPTION

To make the student to understand pathology laboratory reports, the normal ranges of investigations, severity and specificity of disease conditions which will help him perform International Classification of diseases to clinical pertinence.

COURSE OBJECTIVES

On completion of this subject, the student will be able to:

- Differentiate between symptoms and diseases
- Understand the needs of mandatory diagnostic procedures
- Demonstrate an understanding of the pathology of common diseases
- Understand various pathology laboratory reports
- Know about the possibilities and consequences of nosocomial infections, needle prick injuries etc., in a health care facility

COURSE OUTCOMES FOR GENERAL PATHOLOGY

At the end of the course, students will be able to...

PAT-AHS-CO1: Learns the pathophysiology of disease and its causes and progression

PAT-AHS-CO2: Learns the etiologies, the pathogenesis, and the host response specific to a particular organ system

PAT-AHS-CO3: Learn about lab investigations and techniques in Hematology.

PAT-AHS-CO4: Learns to perform cross matching, coombs test, blood grouping and TTI

PAT-AHS-CO5: Learns the diagnosis of disease based on the laboratory analysis of bodily fluids

UNIT	TITLE	THEORY + TUTORIALS (40 +16) HOURS
I	GENERAL PATHOLOGY (12 +3 HOURS) Basic Concepts in Cellular Adaptions <ul style="list-style-type: none"> • Cell injury and Cell death • Over view of Cellular adaption Basic Principles in Inflammatory Process <ul style="list-style-type: none"> • General features of acute and Chronic inflammation repair. • NEOPLASIA • Definition of Neoplasia • Differences between Benign and Malignant tumors • Nomenclature 	10 + 5
II	HAEMATOLOGY Structure and functions of Blood cells <ul style="list-style-type: none"> • Objective use of anticoagulants • Mechanisms of Haemostasis • Tests to monitor Coagulation • Blood Grouping and Blood Bank (Basic aspects on Blood Components) • Basic concepts in Anemia • Basic Concepts of Leukemia 	10 + 3
III	BIOMEDICAL WASTE MANAGEMENT AND ENVIRONMENTAL PATHOLOGY <ul style="list-style-type: none"> • Biomedical waste management from perspectives of Pathology • Environment and Disease - Smoking hazards, Asbestosis and Silicosis Occupational Exposure 	5 + 2
IV	CLINICAL PATHOLOGY <ul style="list-style-type: none"> • Collection, transport, preservation and processing of Clinical Specimen • Clinical Pathology of specialized Body Fluids(CSF), Synovial fluid, Pleural Fluid • Urine Examination(Urinalysis) 	5 + 2
V	OVERVIEW OF SYSTEMIC PATHOLOGY <ul style="list-style-type: none"> • Rheumatic Heart Disease ineffective endocarditic, atherosclerosis, IHD - Basic Concepts. • Lungs : Pneumonia, COPD, Asthma, ARDS - Basic Concepts • Gastrointestinal tract - Peptic Ulcer, Carcinoma Stomach, Carcinoma Colon -Basic Concepts. • Liver: Hepatitis, Cirrhosis, Gall Bladder -basic 	10 + 4

	<p>Concepts.</p> <ul style="list-style-type: none"> • Brain Tumor. • Kidney - Renal Calculi, Hydronephrosis, renal Tumor - Basic Concepts. • FGT - Leiomyoma, Endometrial hyperplasia, Endometrial Cancer, Cervical Cancer -Basic Concepts. • FGT - Ovarian Tumor classifications - Basic Concepts. • Breast - Benign and Malignant tumors - Basic Concepts • Bone Tumors - Basic Concepts 	
--	--	--

LAB TRAINING (38 hrs)

1. Blood Grouping and Rh typing
2. Urine Routine
3. Hb, TLC,DLC
4. Gross Specimens
5. Slides

METHODS OF TEACHING

1. Lecture cum discussion
2. Demonstration
3. Lab visit
4. Practical work record

METHODS OF EVALUATION

1. Written Test
2. Laboratory observation Book
3. Assignments
4. Oral Presentations

REFERENCE BOOK

1. Culling Histopathology techniques
2. Bancroft Histopathology techniques
3. Todd & Sanford Clinical Diagnosis by laboratory method
4. Dacie & Lewis - Practical Haematology
5. RamanicSood, Laboratory Technology (Methods and interpretation) 4thEd.

B.Sc. ALLIED HEALTH SCIENCES - PATHOLOGY (I Year)-BLUE PRINT

Unit No.	Unit	Weightage	Marks Allotted	Knowledge/ Recall			Understanding			Application		
				LAQ (10)	SAQ (6)	VSAQ (3)	LAQ (10)	SAQ (6)	VSAQ (3)	LAQ (10)	SAQ (6)	VSAQ (3)
I	a) BASIC CONCEPTS IN CELLULAR ADAPTATIONS b) BASIC PRINCIPLES IN INFLAMMATORY PROCESS c) NEOPLASIA	37.5%	15	1*	2	1	-	1*	1*	-	-	-
II	HAEMATOLOGY	22.5%	9	-	1	1	-	-	-	-	-	-
III	BIOMEDICAL WASTE MANAGEMENT AND ENVIRONMENTAL PATHOLOGY	7.5%	3	-	-	-	-	-	1	-	-	-
IV	CLINICAL PATHOLOGY	7.5%	3	-	1*	1	-	-	-	-	-	-
V	OVERVIEW OF SYSTEMIC PATHOLOGY	25%	10	1	-	-	-	-	-	-	-	-

The Duration of Examination (University) is One and Half hours (1 ½) hours.

The total marks for the University Examination will be 40 marks.

Long Answer Questions : 10X1marks = 10 marks (Choice 1 out of 2)

Short Answer Questions : 3 X6marks = 18 marks (Choice 3 out of 5)

Very Short Answer Questions : 4 X3marks = 12 marks (Choice 4 out of 5)

TOTAL = 40 marks

**MODEL QUESTION PAPER
FIRST YEAR B.Sc. ALLIED HEALTH SCIENCES
GENERAL PATHOLOGY**

Time: 1½Hour

Maximum Marks: 40

Illustrate your answers with suitable diagrams wherever necessary.

(A) Long Answer Questions

(1X10=10)

1. Mention the types of necrosis with examples

(Or)

2. Describe about Myocardial infarction

(B) Short Answer Question

(3X6=18)

Answer any THREE of the following

1. Tabulate the difference between Benign and Malignant tumors

2. Define anemia. Mention types of anemia, on the basis of Etiology.

3. Explain the mode of spread of tumors in brief.

4. Explain granulomatous inflammation with a neat labeled diagram

5. Describe the method of collection, transport and preservation of CSF

(C) Very Short Answer Questions

(4X3=12)

Answer any FOUR of the following

1. Define Apoptosis.

2. Enumerate two colors coding for various biomedical waste disposal with examples.

3. Define cross matching

4. Mention two types of Necrosis.

5. Define Pneumonia.

I YEAR ELECTIVE COURSES

**SYLLABUS FOR I YEAR
B.Sc. ALLIED HEALTH SCIENCES
ABILITY ENHANCEMENT COMPULSORY COURSE (AECC) - ENGLISH**

NAME OF THE SUBJECT PAPER	: ENGLISH
DURATION OF THEORY CLASSES	: 16hrs
DURATION OF PRACTICAL SESSIONS	: 34hrs
EXAMINATION	: 100 marks (80 U + 20 IA)
NO UNIVERSITY PRACTICAL EXAMINATION	
DURATION OF THEORY EXAMINATION	: 1 ½ hrs
YEAR IN WHICH THE SUBJECT PAPER IS TAUGHT	: I YEAR

COURSE OUTCOMES FORENGLISH

ENG-CO1: Speak and write grammatically correct sentences in English

ENG-CO2: Develop effective writing skills needed for clinical task

ENG-CO3: Build fluency in English needed for clinical tasks

**SYLLABUS
(THEORY& PRACTICALS = 16 +34 Hours)**

COURSE DESCRIPTION

This course is designed to build spoken and written English competency of the students needed to function effectively in academic setup.

OBJECTIVES

On completion of this subject, the student will be able to:

1. Speak and write grammatically correct sentences in English.
2. Develop effective writing skills.
3. Build fluency in English

UNIT: I GRAMMAR

1. Remedial Grammar : Parts of speech; Types of sentences, question tags
2. Modal verbs;
3. Tenses
4. Concordance

UNIT: II VOCABULARY

1. Word formation - prefixes and suffixes
2. Medical terminology
3. Words often misused or confused
4. Idioms and phrases

UNIT: III WRITING SKILLS

1. Letter writing - permission, leave and other official letters
2. Note making methods
3. Jumbled sentences -cohesion
4. Paragraph Writing

UNIT: IV SPOKEN COMMUNICATION

1. Pronunciation of commonly mispronounced words
2. Day today conversation
3. Telephonic conversations
4. Group Discussions

UNIT: V LISTENING AND READING SKILLS

1. General Listening and reading comprehension

Textbook Recommended

1. Effective English Communication by Krishna Mohan and Meenakshi Raman, Tata McGraw - Hill Publishing Company Limited, New Delhi.
2. English for Colleges and Competitive Exams by Dr. R. Dyvadatham, Emerald Publishers.

**SYLLABUS FOR I YEAR
B.Sc. ALLIED HEALTH SCIENCES
SKILL BASED ELECTIVE COURSE (SBEC) - CULINARY SKILLS FOR
OPTIMAL NUTRITION**

NAME OF THE SUBJECT PAPER	: CULINARY SKILLS FOR OPTIMAL NUTRITION
DURATION OF THEORY CLASSES	: 16 Hrs
DURATION OF PRACTICAL SESSIONS	: 32Hrs
PRACTICAL EXAMINATION	: 50 Marks (40 U + 10 IA)
NO UNIVERSITY THEORY EXAMINATION	
DURATION OF EXAMINATION	: 1 ½ Hrs
YEAR IN WHICH THE SUBJECT PAPER IS TAUGHT:	I YEAR

COURSE OUTCOMES

NUTRI-CO1: Understand the basic food groups, their nutrient composition and function for balanced healthy diet for people of all ages & patients on dietary management for healthy life.

THEORY & PRACTICALS (DURATION 16 + 32 Hours)

UNIT-I INTRODUCTION TO FOODS AND NUTRITION

- Food-Definition of foods, nutrition and nutrients characteristics of good health
- Relation of nutrition to good health-optimal nutrition, malnutrition and over nutrition
- Classification of foods based on major nutrient content
- Food selection-factor responsible for food selection

UNIT-II FOODS GROUPS

- Basic four and five food groups-cereals, millets pulses, fruits and vegetables, fats and oils, sugar and jaggery.
- Foods and nutrients, Functions of food- energy yielding, body building and protective foods, balanced diet, vegetarian and non-vegetarian foods
- Functional Foods-Dietary supplements
- Food Adulterations-Common adulterants and method of identification, nutrition labeling and food standards

UNIT-III METHODS OF COOKING, PRESERVATION AND SENSORY EVALUATION

- Principles and techniques of sensory evaluation, Interpretation tools
- Cooking methods-moist heat, dry heat advantages and disadvantages, changes during cooking, nutrient preservation while cooking
- Preservation techniques advantages and disadvantages

UNIT-IV NUTRITIONAL REQUIREMENTS AND MEAL PLANNING

- Basic nutritional requirements through different stages of life cycle, basic principles of meal planning, revisiting concept of balanced diet.

PRACTICALS

- Introduction to cutlery and crockery
- Introduction to weights and measures
- Art of table setting
- Market survey on food labeling
- Preparation of few commonly consumed cereal preparation
- Preparation of few commonly consumed pulse dishes
- Vegetable cooking without nutrient loss
- Preparation and display of fruits salads
- A day's menu for an adult sedentary worker
- A day's menu for an 8-monthold infant
- Nutritious snacks for preschooler
- Nutritious lunch for school going boys and girl
- Consistency modified menu for an 80-year-old
- Simple test to identify food adulteration
- Sensory evaluation of prepared items

METHODS OF TEACHING

1. Lecture cum discussion
2. Demonstration
3. Lab visit
4. Practical work record

METHODS OF EVALUATION

1. Written Test
2. Laboratory observation Book
3. Assignments
4. Oral Presentations

Reference book

1. Srilakshmi.B. : Food science; seventh edition(2012)
2. Jacqueline B .Marcus :Culinary Nutrition: The science and practice of healthy cooking:(2014)

SYLLABUS FOR I YEAR
B.Sc. ALLIED HEALTH SCIENCES
SKILL BASED ELECTIVE COURSE (SBEC) - ENHANCING SOFT SKILL & PERSONALITY

NAME OF THE SUBJECT PAPER	: Enhancing soft skill & personality
DURATION OF THEORY CLASSES	: 16Hrs
DURATION OF PRACTICAL SESSIONS	: 32Hrs
PRACTICAL EXAMINATION	: 50 Marks (40 U + 10 IA)
NO UNIVERSITY THEORY EXAMINATION	
DURATION OF EXAMINATION	: 1 ½ Hrs.
YEAR	: I YEAR

COURSE OUTCOMES

ESSP-CO1: Foster healthy attitude and develop effective inter and intra personal skills to be an effective team worker in both academic and professional setup.

LEARNING OBJECTIVES

This course is designed to equip the students with essential soft skills needed for workplace and improve personality.

SYLLABUS

UNIT: I ASPECTS OF COMMUNICATION

1. Importance of communication, Process, Barriers
2. Nonverbal Communication

UNIT: II SPEAKING

1. Opening and Closing conversations
2. Introductions and Address Systems
3. Expressing Courtesy
4. Giving Compliments and replying to Compliments
5. Presentation Skills
6. Telephonic conversation and telephone etiquette

UNIT - III PRESCRIBED READING

1. White washing the Fence - Episode from Tom Sawyer by Mark Twain
2. Bacon's Essays: - Of Goodness and goodness of nature

UNIT - IV WRITING

1. Letter writing - Letter of Complaints, Inviting and Declining an invitation
2. Memos and Email
3. Editing- Grammar, Spelling & Punctuation, Use of Dictionary & Thesaurus.

UNIT - V SOFT SKILLS

1. Active Listening Skills
2. Assertive Skills
3. Negotiation and Persuasive Skills
4. Interview Skills

Reference Books

1. Communication Skills for Engineers and Scientists by Sangeeta Sharma and Binod Mishra, PHI Learning Private Limited, New Delhi.
2. English and soft skills by S.P. Dhanavel, Orient Black Swan
3. Effective English Communication by Krishna Mohan and Meenakshi Raman, Tata McGraw -Hill Publishing Company Limited.
4. Technical Communication - Principles and Practice, by Meenakshi Raman and Sangeetha Sharma, II edition, Oxford University Press.

Learning Outcome

This course is designed to help the students to

- Foster healthy attitude.
- Develop effective inter and intra personal skills to be an effective team worker.
- Communicate effectively in both academic and professional setup

SYLLABUS FOR I YEAR
B.Sc. ALLIED HEALTH SCIENCES
SKILL BASED ELECTIVE COURSE (SBEC) - SPEAKING EFFECTIVELY

NAME OF THE SUBJECT PAPER : SPEAKING EFFECTIVELY

DURATION OF THEORY CLASSES : 16Hrs

DURATION OF PRACTICAL SESSIONS : 32Hrs

PRACTICAL EXAMINATION : 50 Marks (40 U + 10 IA)

NO UNIVERSITY THEORY EXAMINATION

DURATION OF EXAMINATION : 1 ½ Hrs.

YEAR IN WHICH THE SUBJECT PAPER IS TAUGHT: I YEAR

COURSE OUTCOMES

SPEAK-CO1: Speak and write grammatically correct sentences in English and Build fluency in English needed for clinical tasks.

LEARNING OBJECTIVES

- Advance the students intellectual curiosity, competency and skills in preparation for employment
- Develop critical thinking, creativity and effective communication

SYLLABUS

1. Communication Skills

- Importance of Communication skills in Public health; Communication process; Methods of communication; Types of communication: Verbal and Non-verbal; Impediments to effective communication; Feedback

2. Oral Presentation Skills

- Preparation and planning; Structure; Audio-visual aids; Creating interest and establishing a relationship with the audience; Body language; Voice and pronunciation; Review

3. Writing skills

- Writing a scientific paper; Writing a proposal; Structure of an article; References and literature review; Peer-review process-Publication bias; International guidelines for publication in journals; Professional Ethics

4. Leadership in Public health

- Leadership styles and trait; Motivation skills; Interpersonal communication skills; Problem solving skills; Decision making skills; Management skills; Communication Skills

5. Manuscript writing

- Writing introduction, objectives, methodologies, major finding, discussion, conclusion and recommendation

6. Seminar presentations

- Use of computers present data and information on recent topics

LEARNING OUTCOMES

At the completion of the course, the students will-

- Develop good written and oral communication abilities
- Develop an understanding of team building and leadership skills
- Develop knowledge regarding capacities needed to work independently within diverse work environments

TEXT BOOKS

1. Professional Writing Skills, A self-paced training Programme by Janis Fisher Chan and Diane Lutovich.
2. Speaking Your Mind: Oral Presentation and Seminar Skills By Rebecca Stott, Tory Young, Cordelia Bryan Contributor Rebecca Stott, Tory Young, Cordelia Bryan.

SYLLABUS FOR I YEAR
B.Sc. ALLIED HEALTH SCIENCES
SKILL BASED ELECTIVE COURSE (SBEC) - BASICS OF YOGA AND PRACTICE

NAME OF THE SUBJECT PAPER	: BASICS OF YOGA AND PRACTICE
DURATION OF THEORY CLASSES	: 16Hrs
DURATION OF PRACTICAL SESSIONS	: 32Hrs
PRACTICAL EXAMINATION	: 50 Marks (40 U + 10 IA)
NO UNIVERSITY THEORY EXAMINATION	
DURATION OF EXAMINATION	: 1 ½ Hrs
YEAR IN WHICH THE SUBJECT PAPER IS TAUGHT	: I YEAR

SYLLABUS & COURSE OUTCOMES FOR BASICS OF YOGA & PRACTICE (YOGA)

YOGA CO1: Understand the respiratory system, types of breathing and benefits of meditation.

Unit	TIME(HRS)	CONTENT
1	1	Introduction to Yoga philosophy, psychology and lifestyle
2	1	A brief outline of the history of Yoga.
3	1	Cultivation of correct psychological attitudes
4	1	Asanas : Definition, Types, scope and limitations of Asanas
5	1	Pranayamas and their significance in Yogic curriculum, Types & phases of Pranayama.
6	1	Dharna and Dhyana as the keys to unlocking human potential.
7	1	Study of various aspects of Yoga: Kriyas, Bandhas, Mudras
8	1	Yoga defined as –Integration and –Harmony
9	1	Meaning of the term –Positive Health
10	1	Yoga, a tool to restore homeostasis
11	1	Integration of Yoga into Health Professions Education
12	1	Order of teaching the Yogic practices; Do’s and Dont’s of specific Yoga techniques.
13	2	Applied aspects of Yoga in various human activities like therapeutics, education and sports
14	2	Introduction to yogic concept of health and disease

Unit 15: Introduction to Yogic techniques: Methods and practices (32 hours)

Asanas (26 hrs):

- Aruna Surya Namaskar
- Ardha - Padmasana/Padmasana
- ArdhakatiChakrasana
- PadaHasta
- PavanaMuktasana
- Trikona
- Navasana
- Ardha -Shalabhasana
- Shalabhasana
- Makarasana
- Bhujangasana
- Dhanurasana
- Vakrasana
- Vrikshasana
- Ushtrasana
- Gomukasana
- Yoga Mudra.
- Natarajasana
- Chakra sana
- Sarvangasana
- Matsyasana
- Halasana
- Shavasana

Pranayama (6 hrs)

- Vibhaga Pranayama
- Pranava Pranayama
- Savitri Pranayama
- Chandra and SuryaNadi Pranayama
- Nadi-Shuddhi
- Sheetali and Sitkari

TEXT BOOKS

- Dayanidy G and Bhavanani AB. CYTER Practical Book. Pondicherry, India: Dhivyananda Creations;2016.
- A primer of Yoga Theory - Dr Ananda Balayogi Bhavanani, Dhivyananda Creations,Pondicherry-13
- Fundamentals of Yoga History- Compilation by Meena Ramanathan
- Basic Hatha Yoga lessons (Tamil) - Dr Ananda Balayogi and Meena Ramanathan, Puducherry

BOOKS RECOMMENDED FOR STUDIES AND REFERENCE

1. A yogic approach to stress-Dr Ananda Balayogi Bhavanani, Ananda Ashram, Pondicherry
2. Asana, Pranayama, Mudra and Bandha. Swami Satyananda, Bihar School of Yoga,Monger
3. ASANAS : WHY? AND HOW? - byShri. O.P. Tiwari.Kaivalyadhama,Lonavla.
4. Hatha Yoga practices of the Gitananda tradition by Dr Ananda Balayogi Bhavanani
5. Ramanathan Meena. Applied Yoga: Applications of Yoga in Different Fields of Human Activities. 3rdEd; Pondicherry, India: Sri BalajiVidyapeeth;2018
6. PRANAYAMA - by Swami Kuvalayananda. Kaivalyadhama, Lonavla.
7. Yoga and sports- Swami Gitananda and Meenakshi Devi, Ananda Ashram, Pondicherry.

SYLLABUS FOR I YEAR
B.Sc. ALLIED HEALTH SCIENCES
GENERIC ELECTIVE COURSE (GEC) - BASICS OF HOSPITAL ADMINISTRATION

NAME OF THE SUBJECT PAPER	: BASICS OF HOSPITAL ADMINISTRATION
DURATION OF THEORY CLASSES	: 64Hrs
THEORY EXAMINATION	: 50 Marks (40 U + 10 IA)
NO UNIVERSITY PRACTICAL EXAMINATION	
DURATION OF THEORY EXAMINATION	: 1 ½ HRS
YEAR IN WHICH THE SUBJECT PAPER IS TAUGHT	: IYEAR

COURSE OUTCOMES

HSM CO1: To familiarizes students with the basics concepts, policies of hospital management regarding the occupational safety, organizational behavior & quality management.

COURSE OBJECTIVES

- To provide orientation about the hospital functions
- To familiarize students with the basics concepts of hospital management

THEORY (DURATION 64 Hours)

UNIT: I ORGANISATION OF A HOSPITAL AND ITS DEPARTMENTS

1. Organogram
2. Vision, Mission & Values, Logo
3. Patient Service Points - Clinical & Non-Clinical (OPD's, A&E, MHC, Wards, ICU's, OT's, etc.)
4. Scope of Services (Medical & Supportive Services)

UNIT: II HOSPITAL POLICIES & PROCEDURES

1. Registration Process
2. OP/IP Billing
3. Admission Process
4. Discharge Process
5. Financial counseling
6. Visitors Policy
7. Feedback forms.

UNIT: III MEDICAL RECORDS MANAGEMENT/LEGAL ASPECTS

1. Types of Medico legal cases
2. SOP's for handling MLC

3. Medical Records -Forms, consents, registers used in hospitals

UNIT: IV QUALITY MANAGEMENT

1. Quality - Brief Introduction
2. Code of Conduct for health care professionals
3. Patient rights & responsibilities
4. Incident Reporting
5. Quality indicators
6. List of Licenses to be obtained to run a Hospital College
7. Accreditation-ISO/NABH/JCI

UNIT: VOCCUPATIONAL SAFETY

1. Biomedical Waste Management
2. Hospital Spill Management
3. Usage of PPE
4. Emergency Codes
5. Fire Safety Management
6. Hospital Infection Control

UNIT: VI ORGANISATIONAL BEHAVIOUR

1. Communication with patients/health care professionals
2. Grooming standards
3. Time Management
4. Grievance Handling, Interdisciplinary Committee
5. Leadership

LEARNING OUTCOMES

Students will have an overview of hospital functions, processes and patient management.

SYLLABUS FOR I YEAR
B.Sc. ALLIED HEALTH SCIENCES
GENERIC ELECTIVE COURSE (GEC) - COUNSELING AND GUIDANCE

NAME OF THE SUBJECT PAPER	: COUNSELING AND GUIDANCE
DURATION OF THEORY CLASSES	: 64Hrs.
EXAMINATION	: 50 Marks (40 U +10IA)
NO UNIVERSITY PRACTICAL EXAMINATION	
DURATION OF THEORY EXAMINATION	: 1 ½ Hrs.
YEAR IN WHICH THE SUBJECT PAPER IS TAUGHT	: I YEAR

COURSE OUTCOMES

CG CO1: To assess a person's needs and understand their personal characteristics that will help in personal growth, wellbeing and improving their relationships with others.

LEARNING OBJECTIVES

- To understand theoretical foundations of counseling psychology
- To examine briefly the major perspectives of Counselling and to apply based on the client's needs
- To assess one's own needs and motivations and personal characteristics that will help in personal growth and wellbeing.
- To understand basic counseling skills as practiced by an effective counsellor.
- To discuss special settings and populations where Counselling could be effectively used.
- To explore ethical and legal issues for the practice of counseling profession.

SYLLABUS

UNIT I:

Introduction and definition of Counselling and Guidance, Counsellor Preparation, Qualifications, Qualities, Legal and Professional ethics

UNIT- II:

Different approaches to counselling, goals in counselling, role and functions of the counsellor.

UNIT- III:

Micro skills in Counselling- relationship building strategies and methods: Opening techniques, attending skills- verbal and non-verbal communication, Listening skills:

Open questions and closed questions, Encouragement, Paraphrasing, Reflection, Summarization, influencing skills-Reframing, genuineness and Self-disclosure.

UNIT-IV:

Macro skills in Counselling, empathy, advanced empathy, Confrontation & challenging, Resistance, transference and counter-transference

UNIT-V:

Counselling situations and Counselling across life-span.

Learning Outcome

At the end of this course, the students will be able to:

Demonstrate basic knowledge in counseling (concepts, theories, ethical issues, basic skills, etc.)

**SYLLABUS FOR I YEAR
B.Sc. ALLIED HEALTH SCIENCES
GENERIC ELECTIVE COURSE (GEC) - LIFESTYLE DISORDERS**

NAME OF THE SUBJECT PAPER	: LIFESTYLE DISORDERS
DURATION OF THEORY CLASSES	: 64Hrs
EXAMINATION	: 50 Marks (40 U +10IA)
NO UNIVERSITY PRACTICAL EXAMINATION	
DURATION OF THEORY EXAMINATION	: 1 ½ Hrs.
YEAR IN WHICH THE SUBJECT PAPER IS TAUGHT	: I YEAR

COURSE OUTCOMES

LD CO1: To understand the relevance, significance and implications of lifestyle disorders for the betterment of human life quality.

THEORY (64 Hours)

UNIT I Modern Life style disorders

Desk bound and sleeping habits, junk food, anxiety. Food poisoning, Acidity.

UNIT II Dietary disorders

Food groups and concept of a balanced diet, obesity, metabolic syndrome, hypertension- their causes and prevention through dietary and lifestyle modifications

UNIT III Social health problems

Smoking, alcoholism, drug dependence and Acquired Immune Deficiency Syndrome (AIDS).

UNIT IV Gastrointestinal disorders

Stomach disorders-Gastritis, Ulcer, Amoebiasis, Constipation, piles
Common ailment- cold, cough, fevers, diarrhea, constipation- their causes and dietary

LEARNING OUTCOMES

To understand the relevance, significance and implications of lifestyle disorders for the betterment of human life quality

Text Books

1. Text book of Clinical Biochemistry-Carl.A. Burtis and EdwardR.Ashwood
2. Text Book of Medical Biochemistry-Dr.M.N.Chatterjee and Rane Shinde

Reference Books

1. P. Singh MD. Textbook of Nutrition and Health; First Ed; 2008; Academic Excellence
Biochemistry with Clinical Correlation- Thomas M.Devl

**B.Sc. - ANAESTHESIA TECHNOLOGY
FACULTY OF ALLIED HEALTH SCIENCES
SRI BALAJI VIDYAPEETH
(Deemed to be University)
Accredited by NAAC with 'A' Grade**

II-YEAR

CORE SUBJECTS

1. Clinical Pharmacology
2. Applied Anatomy and Physiology
3. Principles of Operation theatre Management
4. Introduction to Anaesthesia Technology

ELECTIVES

Ability Enhancement compulsory course (AECC)

1. Environmental studies

Skill enhancement course (SEC) - Choose any TWO

1. Good Clinical Laboratory practice
2. Computer Applications
3. Library and E-resource
4. Public Health and Hygiene

Generic Elective Course (GEC) - Choose any ONE

1. Basic Psychology
2. Sociology
3. Entrepreneurship essentials

AHS Course Content Second year B.Sc. Anaesthesia Technology (AT)

Faculty code	Category	Course title		Hours				Credits				
				Theory	Practical	Tutorials	Clinical training	Total hours	Lecture	Practical	Tutorials	Clinical training
AHS	Core theory AT	Subjects										
AHS	AT -5	Clinical Pharmacology	80		32			5		1		6
AHS	AT -6	Applied Anatomy and Physiology	80		32			5		1		6
AHS	AT -7	Principles of Operation theatre Management	80		32			5		1		6
AHS	AT -8	Introduction to Anaesthesia Technology	64	64				4	2			6
AHS	AT-CT 1	Clinical Training AT 5 to 8				192					6	6
AHS	AECC	Environmental Science	16	32				2				2
AHS	SEC - 1-3	Student's choice	16	32				1		1		2
AHS	SEC - 1-3	Student's choice	16	32				1		1		2
AHS	GEC - 1-3	Student's choice	64					4				4
		TOTAL	416	160	96	192	864	28	3	4	6	40

SCHEME OF EXAMINATION

Papers	Subject	Theory		Practical		Theory	Practical	Grand total (1000)	Min marks to pass % (500)
		UE	IA	UE	IA	UIA*	UIA*		
AT -5	Clinical Pharmacology	80	20					100	50
AT -6	Applied Anatomy and Physiology	80	20					100	50
AT -7	Principles of Operation theatre Management	80	20					100	50
AT -8	Introduction to Anaesthesia Technology	80	20	80	20			200	100
AT-CT 1	Clinical Training AT 5 to 8						100	100	50
AECC	Ability enhancement Compulsory Course - Environmental Science	80	20					100	50
SEC	Skill enhancement Course	80	20					100	50
SEC	Skill enhancement Course	80	20					100	50
GEC	Generic elective	80	20					100	50

For all elective course, 40 marks for university theory and Practical cum Viva examination & 10 marks as Internal Assessment = 50 marks which will be converted to 100 marks in the transcript.

CLINICAL PHARMACOLOGY

PAPER AT- 5 CLINICAL PHARMACOLOGY

NAME OF THE SUBJECT PAPER	: CLINICAL PHARMACOLOGY
DURATION OF THEORY CLASSES	: 80 HOURS
DURATION OF TUTORIAL SESSION	: 32 HOURS
THEORY EXAMINATION	: 100 MARKS (80 U+ 20 IA)
DURATION OF THEORY EXAMINATION	: 3 HOURS
PRACTICAL EXAMINATION	: NIL
YEAR IN WHICH SUBJECT PAPER IS TAUGHT	: II YEAR

COURSE DESCRIPTION

The course is designed to acquire knowledge of drugs used in anesthesiology. To ensure that the students understand the pharmacology of drugs used in clinical practice of anesthesia technology.

COURSE OBJECTIVES

1. Knowledge about the pharmacology of anaesthesia drugs.
2. Learn the pharmacology of emergency resuscitation drugs used in clinical practice.

PROGRAMME OUTCOME

At the end of 4 years of this training session, this curriculum will make students to achieve the following objectives:

ANEST-PO1: Performs the duty as an Anesthesia Technologist with leadership qualities having a good written & communication skill and also skilled at computer applications including E- library.

ANEST-PO2: To gain knowledge about laboratory safety precautions, biomedical waste management adhering to the environmental needs of the society and preventing the spread of infectious diseases.

ANEST-PO3: Understanding the structure and functions of different organs in normal human body.

ANEST-PO4: Ability to perform urinalysis, Serology, hematology, cytology, blood banking, biochemical, microbiological parameters and drug reactions.

ANEST-PO5: To make students assist anesthesiologist during administration and monitoring of anesthesia including cardiopulmonary resuscitation.

ANEST-PO6: To make students apply anatomy and physiology knowledge gained through this curriculum in their Anesthesia technology practice.

ANEST-PO7: To make students aware of the ethical principles, infection control protocol followed in operating room complex.

ANEST-PO8: To make students participate in OT administration, organization and quality improvement.

ANEST-PO9: To make students understand the pharmacological principles pertaining to the drugs used in anesthesia and critical care unit.

ANEST-PO10: To build efficient technologist in handling Anesthesia monitors & Equipment's practice.

ANEST-PO11: To make students effective in preparation of operation theatre for all super specialty surgeries & effective participation in labor analgesia, trauma care and management.

ANEST-PO 12: To make students assist in ICU emergency procedures and providing basic general care and expertise in pulmonology radiological studies, interventional cardiology procedures.

ANEST-PO 13: To identify various life style disorders and with due counseling& guidance advising the patients with proper diet, hygiene and Yoga to keep the body, mind, soul and behavior healthy.

COURSE OUTCOME

The students must acquire the relevant knowledge & learn the skills about the following competencies:

ANES PHAR CO 1: Learn & practice principles of basics & clinical pharmacology.

ANES PHAR CO 2: Learn & practice pharmacology of induction agents, inhalational agents, Opioids, muscle relaxants, reversal agents, premedication drugs, sedatives and local anesthesia drugs.

ANES PHAR CO 3: Learn & practice pharmacology of bronchodilators for the management of patients during anesthesia.

ANES PHAR CO 4: Learn & practice pharmacology of drugs used to treat cardiovascular diseases like antianginal drugs, anti-hypertensive drugs, anti-coagulant, anti-arrhythmia drugs.

ANES PHAR CO 5: Learn & practice pharmacology of vasoactive drugs - indications, contraindications, dosage & administration.

ANES PHAR CO 6: Learn & practice pharmacology of obstetric emergencies drugs- indications, contraindications, dosage & administration.

ANES PHAR CO 7: Learn & practice pharmacology of emergency resuscitation drugs- indications, contraindications, dosage & administration.

COURSE CONTENT

UNIT	TITLE	THEORY + TUTORIALS (80+ 32 HOURS)
I	<ul style="list-style-type: none"> • ANTISIALAGOGUES Atropine, Glycopyrrolate • ANTIEMETICS - Metoclopramide, Ondansetron, Dexamethasone • ANTACIDS - Na citrate, Gelusil, Mucaine gel • H₂ BLOCKERS- Cimetidine, Ranitidine, Famotidine 	15 HOURS + 6 TUTORIALS
II	<ul style="list-style-type: none"> • SEDATIVES & ANXIOLYTICS - Diazepam, Midazolam, Phenergan, Lorazepam, Flumazenil. • NARCOTICS - Morphine, Pethidine, Fentanyl, Pentazocine, Naloxone • ANALGESICS - Paracetamol, diclofenac, tramadol, ketorolac, Buprenorphine, Nalbuphine 	15 HOURS + 6 TUTORIALS
III	<ul style="list-style-type: none"> • INDUCTION AGENT - Thiopentone, Ketamine, Propofol, Etomidate. • MUSCLE RELAXANTS - Depolarising - Suxamethonium. • Non depolarising - Pancuronium, Vecuronium, Atracurium, rocuronium. • INHALATIONAL GASES - Gases - O₂, N₂O, Air Agents Isoflurane, Sevoflurane, Desflurane. • REVERSAL AGENTS - Neostigmine. 	20 HOURS + 6 TUTORIALS
IV	<p>EMERGENCY DRUGS</p> <p>Local Anaesthetics - Xylocaine, Bupivacaine, xylocaine-jelly, Emla Ointment, Etidocaine, Ropivacaine.</p> <ul style="list-style-type: none"> • Adrenaline, Nor-adrenaline, Isoprenaline. • Vasopressin : Mode of administration, dilution, dosage, Effects. • Atropine, bicarbonate, calcium, potassium, ephedrine, xylocard. • Ionotropes : dopamine, dobutamine, amiodarone. • Aminophylline, hydrocortisone, protamine, antihistamines. 	15 HOURS + 6 TUTORIALS
V	<p>DRUGS USED TO TREAT SYSTEMIC DISEASES & MISCELLANEOUS</p> <ul style="list-style-type: none"> • cardiovascular system • Antihypertensives- Eg : Beta Blocker, Ca channel blocker, ACE inhibitors • Antiarrhythmics • Anti coagulation - Heparin • Antidiabetic - Oral Hypoglycemic agents, Insulin. • Bronchodilators - Aminophylline, Deriphylline • Steroid - Inj. Hydrocortisone, Inj. Prednisolone, Inj. Dexamethasone. • Vasodilators - nitroglycerin & sodium nitroprusside 	15 HOURS + 8 TUTORIALS

	<ul style="list-style-type: none"> • Respiratory system - Bronchodilators, respiratory stimulants • Renal system - Diuretics, furosemide, mannitol • Obstetrics - oxytocin, methergin, Prostaglandin <p>MISCELLANEOUS - Antibiotics classification, IV fluids, Various preparations.</p>	
--	---	--

METHODS OF TEACHING

- Lecture cum discussion
- Demonstration
- Clinical OT postings
- Log book

METHODS OF EVALUATION

- Written Test
- Laboratory observation Book
- Assignments
- Oral Presentations

REFERENCE BOOKS

- Clinical Anaesthesiology - 6 th edition Morgan
- Principles of anaesthesia equipment's - Yasodhanandhaariti
- Comparative pharmacology for anaesthetists- Vipin dhama
- Miller anaesthesia

BLUE PRINT

UNIT NO	UNITS	WEIGHTAGE %	MARKS ALLOTTED (80 marks)	LONG ANSWER (10 marks)	SHORT ANSWER (6 marks)	VERY SHORT ANSWER (3 marks)
Unit-1	Premedication drugs	15	12	-	1	2
Unit-2	Pain relief drugs	11	9	-	1	1 1*
Unit-3	General anesthetics	28	22	1 1*	1 1*	2 1*
Unit-4	Emergency Drugs	15	12	-	1	2
Unit-5	Drugs Used To Treat Systemic Diseases & Miscellaneous	31	25	1 1*	1	3

Note: * indicates the choice questions

The duration of Examination (University) is Three (3) hours.

The total marks for the University Examination will be 100 marks.

Long Answer Questions : 2 X 10 = 20 marks (Choice 2 out of 4)

Short Answer Questions : 5 X 6 = 30 marks (Choice 5 out of 6)

Very Short Answer Questions : 10 X 3 = 30 marks (Choice 10 out of 12)

TOTAL = Theory 80 + IA 20 = 100 marks

PAPER AT -5 CLINICAL PHARMACOLOGY

MODEL QUESTION PAPER

Time: 3 Hours

Maximum Marks: 80

Illustrate your answers with suitable diagrams wherever necessary.

A. Long Answer Questions (2x10 =20)

1. a) Discuss briefly about the mechanism of action, systemic effects of Propofol?
(OR)
b) Last and its management?
2. a) Write about the various concentrations of bupivacaine and its clinical uses.
(OR)
b) Compare & Contrast pharmacology of ketamine and thiopentone?

B. Short Answer Questions - (Any 5) (5X6 =30)

1. Compare and contrast pharmacology of atropine & glycopyrrolate?
2. What is the mechanism of action and clinical uses of benzodiazepines?
3. Discuss briefly about the systemic effects of thiopentone sodium?
4. Classify neuromuscular blockers?
5. Clinical uses of adrenaline.
6. Classify antiarrhythmic drugs.

C. Very Short Answer Questions - (Any 10) (10x3= 30)

1. What is meant by atropine flush?
2. What is meant by atropine fever?
3. Write about benzodiazepine antagonist?
4. Clinical uses of lorazepam?
5. Mention any 4 physical properties of thiopentone sodium?
6. Mention the composition of Propofol?
7. Mention any 2 physical properties of Propofol?
8. What are the signs of adequate reversal?
9. How is succinylcholine metabolized?
10. What are the MAC values of isoflurane?
11. Mention the complication of halothane agents?
12. Write about laughing gas?

APPLIED ANATOMY AND PHYSIOLOGY

PAPER AT - 6 APPLIED ANATOMY AND PHYSIOLOGY

NAME OF THE SUBJECT	: APPLIED ANATOMY AND PHYSIOLOGY
DURATION OF THEORY CLASSES	: 80 HOURS
DURATION OF TUTORIAL SESSION	: 32 HOURS
THEORY EXAMINATION	: 100 MARKS (80 U+ 20 IA)
DURATION OF THEORY EXAMINATION	: 3 HOURS
PRACTICAL EXAMINATION	: NIL

YEAR IN WHICH SUBJECT PAPER IS TAUGHT: II YEAR

COURSE DESCRIPTION

The course is designed to acquire knowledge of applied anatomy and physiology and to ensure that the students understand the applied aspects in the practice of anaesthesia technology.

OBJECTIVES

At the end of the course, the student will be able to

1. Efficient knowledge about the relevant applied anatomy & physiology of respiratory system, cardiovascular system and central nervous system.
2. Learn the fluids, blood products and electrolytes.
3. Knowledge about neuromuscular physiology.

PROGRAMME OUTCOME

At the end of 4 years of this training session, this curriculum will make students to achieve the following objectives

ANEST-PO1: Performs the duty as an Anesthesia Technologist with leadership qualities having a good written & communication skill and also skilled at computer applications including E- library.

ANEST-PO2: To gain knowledge about laboratory safety precautions, biomedical waste management adhering to the environmental needs of the society and preventing the spread of infectious diseases.

ANEST-PO3: Understanding the structure and functions of different organs in normal human body.

ANEST-PO4: Ability to perform urinalysis, Serology, hematology, cytology, blood banking, biochemical, microbiological parameters and drug reactions.

ANEST-PO5: To make students assist anesthesiologist during administration and monitoring of anesthesia including cardiopulmonary resuscitation.

ANEST-PO6: To make students apply anatomy and physiology knowledge gained through this curriculum in their Anesthesia technology practice.

ANEST-PO7: To make students aware of the ethical principles, infection control protocol followed in operating room complex.

ANEST-PO8: To make students participate in OT administration, organization and quality improvement.

ANEST-PO9: To make students understand the pharmacological principles pertaining to the drugs used in anesthesia and critical care unit.

ANEST-PO10: To build efficient technologist in handling Anesthesia monitors & Equipment's practice.

ANEST-PO11: To make students effective in preparation of operation theatre for all super specialty surgeries & effective participation in labor analgesia, trauma care and management.

ANEST-PO 12: To make students assist in ICU emergency procedures and providing basic general care and expertise in pulmonology radiological studies, interventional cardiology procedures.

ANEST-PO 13: To identify various life style disorders and with due counseling & guidance advising the patients with proper diet, hygiene and Yoga to keep the body, mind, soul and behavior healthy.

COURSE OUTCOME

The students must acquire the relevant knowledge & learn the skills about the following competencies:

ANT & PHY CO 1: Learn relevant applied anatomy, physiology & applied aspects of respiratory system.

ANT & PHY CO 2: Learn relevant applied anatomy, physiology & applied aspects of cardiovascular system.

ANT & PHY CO 3: Learn relevant applied anatomy, physiology & applied aspects of central nervous system

ANT & PHY CO 4: Learn about the intravenous fluids and plasma expanders.

ANT & PHY CO5: Proper knowledge about the composition of blood, blood transfusion protocols and procedures.

ANT & PHY CO 6: Complete knowledge about neuromuscular anatomy and physiology.

ANT & PHY CO7: Knowledge about physiological changes during pregnancy & its importance.

COURSE CONTENT

UNIT	TITLE	THEORY + TUTORIALS (80 + 32 HOURS)
I	<p>Respiratory System</p> <ul style="list-style-type: none"> • Structure and function of the respiratory tract in relation to respiratory system. • Nose - Role in humidification. • Pharynx - Obstruction in airways. • Larynx - Movement or vocal cords, Cord palsies. • Trachea & Bronchial tree - vessels, nerve supply, respiratory tract, reflexes and bronchospasm. • Alveoli - Layers, Surfactants. <p>Respiratory Physiology</p> <ul style="list-style-type: none"> • Control or breathing • Respiratory muscles - diaphragm, intercostals. • Lung volumes - dead space, vital capacity, FRC etc. • Pleural cavity - intrapleural pressure, pneumothorax. • Work of breathing - airway resistance, compliance. • Respiratory movements under anesthesia. • Tracheal tug - signs, hiccup. <p>Pulmonary Gas Exchange and Acid Base Status</p> <ul style="list-style-type: none"> • Pulmonary circulation. • Pulmonary edema. • Pulmonary hypertension. • Pulmonary function tests. • Transfer of gases - oxygen & Carbon dioxide. • Acid base status, definitions, acidosis types, Alkalosis types, buffers in the body. <p>Oxygen properties</p> <ul style="list-style-type: none"> • Storage, supply, hypoxia. <p>Respiratory failure</p> <ul style="list-style-type: none"> • Type, clinical features, causes. 	30 HOURS + 10 TUTORIAL
II	<p>Cardiovascular system</p> <ul style="list-style-type: none"> • Anatomy - Chambers of the heart, major vasculature. • Coronary supply and innervations. • Conduction system. • Cardiac output - determinants, heart rate, preload, after load. • Coronary blood flow & myocardial oxygen supply. • ECG. • Arrhythmias. • Cardiovascular response to anesthetic & surgical procedures. 	20 HOURS + 10 TUTORIAL

	<ul style="list-style-type: none"> • SHOCK - (Shock) types, definition, causes, management. 	
III	Fluids, electrolytes & Blood Transfusion <ul style="list-style-type: none"> • Body Fluids - Composition. • Water, sodium and potassium balance. • I.V. Fluids and plasma Expanders - composition & administration. • Blood grouping, storage, administration various Blood Products. 	15 HOURS + 5 TUTORIAL
IV	Nervous System & Neuromuscular Physiology <ul style="list-style-type: none"> • Spinal cord and Nerve Plexus anatomy. Cervical plexus Brachial Plexus Lumbosacral plexus Pain Pathways. • Nerve conduction. • Neuromuscular junction. 	12 HOURS + 5 TUTORIAL
V	REPRODUCTIVE SYSTEM <ul style="list-style-type: none"> • Physiological changes in pregnancy and labor 	3 HOURS + 2 TUTORIAL

METHODS OF TEACHING

- Lecture cum discussion
- Demonstration
- Clinical postings
- Log book

METHODS OF EVALUATION

- Written Test
- Laboratory observation Book
- Assignments
- Oral Presentations

REFERENCE BOOKS

- Clinical Anaesthesiology - 6th edition Morgan
- Principles of anaesthesia equipment's - Yasodhanandha ariti
- Comparative pharmacology for anaesthetists- Vipin dhama
- Miller anaesthesia
- Manual of anesthesia for OT technicians - Ahnandha pillai

BLUE PRINT

UNIT NO	UNITS	WEIGHTAGE %	MARKS ALLOTTED (80 marks)	LONG ANSWER (10 Marks)	SHORT ANSWER (6 Marks)	VERY SHORT ANSWER (3 Marks)
Unit 1	Respiratory System	27	22	1 1*	1	2 1*
Unit 2	Cardiovascular system	27	22	1 1*	1 1*	2 1*
Unit 3	Fluids, electrolytes & Blood Transfusion	23	18	-	2	2
Unit 4	Nervous System & Neuromuscular Physiology	15	12	-	1	2
Unit 5	Reproductive System	8	6	-	-	2

Note: * indicates the choice questions

The duration of Examination (University) is Three (3) hours.

The total marks for the University Examination will be 100 marks.

Long Answer Questions : 2 X 10 = 20 marks (Choice 2 out of 4)

Short Answer Questions : 5 X 6 = 30 marks (Choice 5 out of 6)

Very Short Answer Questions : 10 X 3 = 30 marks (Choice 10 out of 12)

TOTAL = Theory 80 + IA 20 = 100 marks

PAPER AT 6 APPLIED ANATOMY & PHYSIOLOGY MODEL QUESTION PAPER

Time: 3 Hours

Maximum Marks: 80

Illustrate your answers with suitable diagrams wherever necessary.

A. Long answer questions

(2X10 =20)

1. a) Explain briefly about the mechanism of breathing with diagram?

(OR)

b) Draw a neat diagram of heart with chambers and explain the flow of blood?

2. a) Explain briefly about the conduction system of the heart?

(OR)

b) Draw a neat diagram of anatomy of larynx and explain about them?

B. Short answer questions - (Any5)

(5X 6 =30)

1. How to recognize & manage hypoxia post operatively?
2. Explain the waves and complexes seen in ECG?
3. Explain the valves of heart?
4. What are the complications associated with the use of colloids?
5. Discuss about the classification of IV fluids?
5. Glasgow coma scale

C. Very Short answer questions - (Any 10)

(10x3 = 30)

1. What is bronchospasm?
2. Define ARDS?
3. Write any 2 functions of surfactant?
4. What is sinus arrhythmias?
5. Define sinus bradycardia?
6. Define sinus tachycardia?
7. What are the indications of hypertonic saline?
8. What are the indications of ringer lactate?
9. What are the types of neurons?
10. Classification of nervous system?
11. What is supine hypotension?
12. What are the techniques in preventing supine hypotension?

PRINCIPLES OF OPERATION THEATRE MANAGEMENT

PAPER AT 7 - PRINCIPLES OF OPERATION THEATRE MANAGEMENT

NAME OF THE SUBJECT	: PRINCIPLES OF OT MANAGEMENT
DURATION OF THEORY CLASSES	: 80 HOURS
DURATION OF PRACTICAL SESSION	: 32 HOURS
THEORY EXAMINATION	: 100 MARKS (80 U+ 20 IA)
DURATION OF THEORY EXAMINATION	: 3 HOURS
PRACTICAL EXAMINATION	: NIL
YEAR IN WHICH SUBJECT PAPER IS TAUGHT	: II YEAR

COURSE DESCRIPTION

The course is designed to acquire knowledge aseptic techniques followed in the operating complex and hospital. To ensure that the students understand the principles of aseptic techniques and applied in its clinical practice.

COURSE OBJECTIVES

1. Knowledge about the methods of sterilization.
2. Learn and practice infection control policy.
3. Learn about the management of operation room hazards.

PROGRAMME OUTCOME

At the end of 4 years of this training session, this curriculum will make students to achieve the following objectives:

ANEST-PO1: Performs the duty as an Anesthesia Technologist with leadership qualities having a good written & communication skill and also skilled at computer applications including E- library.

ANEST-PO2: To gain knowledge about laboratory safety precautions, biomedical waste management adhering to the environmental needs of the society and preventing the spread of infectious diseases.

ANEST-PO3: Understanding the structure and functions of different organs in normal human body.

ANEST-PO4: Ability to perform urinalysis, Serology, hematology, cytology, blood banking, biochemical, microbiological parameters and drug reactions.

ANEST-PO5: To make students assist anesthesiologist during administration and monitoring of anesthesia including cardiopulmonary resuscitation.

ANEST-PO6: To make students apply anatomy and physiology knowledge gained through this curriculum in their Anesthesia technology practice.

ANEST-PO7: To make students aware of the ethical principles, infection control protocol followed in operating room complex.

ANEST-PO8: To make students participate in OT administration, organization and quality improvement.

ANEST-PO9: To make students understand the pharmacological principles pertaining to the drugs used in anesthesia and critical care unit.

ANEST-PO10: To build efficient technologist in handling Anesthesia monitors & Equipment's practice.

ANEST-PO11: To make students effective in preparation of operation theatre for all super specialty surgeries & effective participation in labor analgesia, trauma care and management.

ANEST-PO 12: To make students assist in ICU emergency procedures and providing basic general care and expertise in pulmonology radiological studies, interventional cardiology procedures.

ANEST-PO 13: To identify various life style disorders and with due counseling& guidance advising the patients with proper diet, hygiene and Yoga to keep the body, mind, soul and behavior healthy.

COURSE OUTCOME

The students must acquire the relevant knowledge & learn the skills about the following competencies:

ANES OT CO 1: Learn& practice the principles of operation room techniques.

ANES OT CO 2: Learn & practice OT administration, organization, quality improvement &CSSD procedures.

ANES OT CO 3: Learn& practice the universal safety precautions, infection control protocol and prevention of fire followed in hospital.

ANES OT CO 4: Learn & practice the basic principles of medical ethics and communication.

ANES OT CO 5: Learn& practice the basic principles of inventory.

ANES OT CO 6: Learn & practice equipment handling and basic of bio physics.

COURSE CONTENT

Unit	TITLE	THEORY + TUTORIALS (80 +32 HOURS)
I	<p>Theatre Organization</p> <ul style="list-style-type: none"> • Members of Surgical Team & Their Job Responsibilities • Recommendation of Indian Society of Anesthesiologists • Operating Department - Access Zones • Construction of Operating Room • Pendant Services • Operation Theatre Discipline & Asepsis Methods • Theatre Sterilization Schedule & Various Methods • Types Equipment's In The Operating Room • Maintenance of Drugs- Protocol • Ccssd(Method Of Ccssd Functioning- Cleaning & Packing Of Surgical Instruments, sterilization methods, Handling autoclaves, E.T.O sterilization. • OT STORES - indenting , storekeeping , accounting and auditing 	25 HOURS + 10 TUTORIALS
II	<p>Infection Control</p> <ul style="list-style-type: none"> • Care of skin • Hand hygiene • Protective apparel • Procedure for safe handling of sharps • Procedure for safe disposal of sharps • Management of blood and body fluid spills • Linen management (use & disposal) • PPE - Hand washing - Gloves - Masks, goggles & face masks • Environmental cleaning • Hospital acquired infections • Management of Sharps • Universal precautions & occupational safety. 	25 HOURS + 10 TUTORIALS
III	<p>Biomedical Waste, fire & safety management</p> <ul style="list-style-type: none"> • Separate waste streams - Sharp wastes - Infectious non sharp wastes - General waste- Recyclable items , Colour coding • BMW Management Committee- Structure & Composition - functions • Steps - Segregation - Collection - Transportation- Disposal • Documentation - Application for authorization • prevention of fire and electric hazards inside the operating complex. 	15 HOURS + 5 TUTORIALS

IV	<p>Patient and staff safety</p> <p>1. Communicating Effectively</p> <p>1.1. Involving patients as partners in healthcare 1.2. Do's& Don'ts of Communication 1.3. Obtaining Consent 1.4. Being culturally respectful & knowledgeable</p> <p>2. Adverse events & near misses</p> <p>2.1. Introduction& explanation to the terms 2.2. Adverse event form</p> <p>3. Working Safely</p> <p>3.1. Being a team player 3.2. Understanding human factors 3.3. Providing continuity of care</p> <p>4. Medication safety</p> <p>4.1. Wrong site 4.2. Wrong patient 4.3. Wrong technique 4.4. Wrong dose 4.5. Wrong Medicine</p>	10 HOURS + 5 TUTORIALS
V	<p>Medical, Legal & Ethical Issues</p> <ul style="list-style-type: none"> • Physician patient relationship • Confidentiality • Consent • Medical records • Risk management • End of life legal issues • Case studies - Malpractice 	5 HOURS + 2 TUTORIALS

METHODS OF TEACHING

- Lecture cum discussion
- Demonstration
- Clinical ot postings
- Log book

METHODS OF EVALUATION

- Written Test
- Laboratory observation Book
- Assignments
- Oral Presentations

REFERENCE BOOKS

1. Manual of anesthesia for OT technicians - ahnandha pillai
2. Clinical Anaesthesiology - 6 th edition Morgan
3. Principles of anaesthesia equipment's - Yasodhanandhaariti
4. Comparative pharmacology for anaesthetists- Vipin dhama
5. Miller anaesthesia

BLUE PRINT

UNIT NO	UNITS	WEIGHTAGE %	MARKS ALLOTTED (80 marks)	LONG ANSWER (10 marks)	SHORT ANSWER (6 marks)	VERY SHORT ANSWER (3 marks)
Unit-1	Theatre Organization	31	25	1 1*	1	3 1*
Unit-2	Infection Control	31	25	1+1*	1 1*	3 1*
Unit-3	Biomedical Waste, fire & safety management	8	6	-	1	-
Unit-4	Patient and staff safety	8	6	-	-	2
Unit-5	Medical, Legal & Ethical Issues	22	18	-	2	2

Note: * indicates the choice questions

The duration of Examination (University) is Three (3) hours.

The total marks for the University Examination will be 100 marks.

Long Answer Questions : 2 X 10 = 20 marks (Choice 2 out of 4)

Short Answer Questions : 5 X 6 = 30 marks (Choice 5 out of 6)

Very Short Answer Questions: 10 X 3 = 30 marks (Choice 10 out of 12)

TOTAL = Theory 80 + IA 20 = 100 marks

PAPER AT 7 - PRINCIPLES OF OPERATION THEATRE MANAGEMENT

MODEL QUESTION PAPER

Time: 3 Hours

Maximum Marks: 80

Illustrate your answers with suitable diagrams wherever necessary.

A. Long Answer Questions:

(2x10 =20)

1. a) Define Sterilization, classify it. Describe about the principles, advantages of moist heat sterilization in detail?

(OR)

(b) Explain in detail about the functional flow of a CSSD?

2. a) Write in detail about universal safety precaution?

(OR)

b) What are the steps involved in disinfection of HIV, HBV contaminated devices?

B. Short Answer Questions - (Any 5)

(5x 6 =30)

1. Mention the clinical use of chemical disinfectant used in hospital setup?

2. What are the precautions to be taken for prevention of hospital acquired infection?

3. What are the precaution techniques involved in handling serology positive patients?

4. Define biomedical waste? Classify hospital waste?

5. What are the major three reasons for need of confidentiality?

6. What are the importance of medical ethics?

C. Very Short answer questions - (Any 10)

(10X 3 = 30)

1. Write about Categories of people working in operating theatre?

2. Name some parameters to be monitored in autoclaving.

3. Define sterilization?

4. What is antisepsis ?

5. Any 2 precautions to prevent fire in operating room?

6. Define concurrent infection?

7. Define terminal infection?

8. Define droplet infection?

9. Define adverse drug reactions?

10. Define High risk medication?

11. Mention the 3 common types of malpractice?

12. Mention the importance of informed consent?

INTRODUCTION TO ANAESTHESIA TECHNOLOGY

PAPER AT 8 - INTRODUCTION TO ANAESTHESIA TECHNOLOGY

NAME OF THE SUBJECT	: INTRODUCTION TO AT
DURATION OF THEORY CLASSES	: 64 HOURS
DURATION OF PRACTICAL SESSION	: 64 HOURS
THEORY EXAMINATION	: 100 MARKS (80 U+ 20 IA)
DURATION OF THEORY EXAMINATION	: 3 HOURS
PRACTICAL EXAMINATION	: 100 MARKS (80 UNI+20 IA)
YEAR IN WHICH SUBJECT PAPER IS TAUGHT	: II YEAR

COURSE DESCRIPTION

The course is designed to acquire knowledge about the principles of anesthesia and to ensure that the students understand the clinical practice of anesthesiology effectively.

COURSE OBJECTIVES

1. Learn & practice the principles of anesthesia.
2. Learn & practice drugs and equipment in clinical practice.
3. Knowledge about anesthesia pipelines and cylinders.

PROGRAMME OUTCOME

At the end of 4 years of this training session, this curriculum will make students to achieve the following objectives:

ANEST-PO1: Performs the duty as an Anesthesia Technologist with leadership qualities having a good written & communication skill and also skilled at computer applications including E- library.

ANEST-PO2: To gain knowledge about laboratory safety precautions, biomedical waste management adhering to the environmental needs of the society and preventing the spread of infectious diseases.

ANEST-PO3: Understanding the structure and functions of different organs in normal human body.

ANEST-PO4: Ability to perform urinalysis, Serology, hematology, cytology, blood banking, biochemical, microbiological parameters and drug reactions.

ANEST-PO5: To make students assist anesthesiologist during administration and monitoring of anesthesia including cardiopulmonary resuscitation.

ANEST-PO6: To make students apply anatomy and physiology knowledge gained through this curriculum in their Anesthesia technology practice.

ANEST-PO7: To make students aware of the ethical principles, infection control protocol followed in operating room complex.

ANEST-PO8: To make students participate in OT administration, organization and quality improvement.

ANEST-PO9: To make students understand the pharmacological principles pertaining to the drugs used in anesthesia and critical care unit.

ANEST-PO10: To build efficient technologist in handling Anesthesia monitors & Equipment's practice.

ANEST-PO11: To make students effective in preparation of operation theatre for all super specialty surgeries & effective participation in labor analgesia, trauma care and management.

ANEST-PO 12: To make students assist in ICU emergency procedures and providing basic general care and expertise in pulmonology radiological studies, interventional cardiology procedures.

ANEST-PO 13: To identify various life style disorders and with due counseling& guidance advising the patients with proper diet, hygiene and Yoga to keep the body, mind, soul and behavior healthy.

COURSE OUTCOME

The students must acquire the relevant knowledge & learn the skills about the following competencies:

ANES CO 1: Learn & practice the principles of general and regional anesthesia techniques.

ANES CO 2: Learn & practice the principles of gas plant, pipelines and anesthesia equipment.

ANES CO 3: Learn& practice about the anesthesia machine, breathing circuits, airway aids, resuscitation equipment and ventilator support.

ANES CO 4: Learn & practice the basics of critical care and emergency medical services department.

COURSE CONTENT

UNIT	TITLE	THEORY 64 HOURS
I	<p>HISTORY OF ANESTHESIA</p> <ul style="list-style-type: none"> • First successful clinical demonstration: • Pre - historic (ether) era • Inhalational anesthetic era • Regional anesthetic era • Intravenous anesthetic era • Modern anesthetic era • Minimum standard of anesthesia • Who should give anesthesia? <p>PRE ANESTHETIC CARE (PAC)</p> <ol style="list-style-type: none"> 1. Pre anesthetic assessment, History -, past history - disease / Surgery / and personal history - Smoking / alcohol 2. General physical assessment, systemic examination - CVS, RS, CNS 3. ASA Classifications 4. INVESTIGATIONS Routine hematological - their significance <ul style="list-style-type: none"> - Urine - E.C.G. - Chest X - ray - Special -Endocrine, hormonal assays - thyroid 	10 HOURS
II	<p>PREOPERATIVE CHECKLIST</p> <ul style="list-style-type: none"> • Machine - Checking the machine, O₂, N₂O, suction apparatus • Laryngoscopes, ET tubes, airways • Things for IV accessibility • Other monitoring systems • Drugs - Emergency drugs & Anesthetic drugs <p>INTRAOPERATIVE MANAGEMENT</p> <ul style="list-style-type: none"> • Confirm the identification of the patient • Monitoring - minimum standards • Non-invasive & Invasive monitoring- setting up • Induction - drugs used • Endo-tracheal intubation • Maintenance of anesthesia • Positioning of the patient • Blood / fluid & electrolyte balance • Reversal from anesthesia - drugs used • Transferring the patient 	15 HOURS

	<ul style="list-style-type: none"> • Recovery room - set up and things needed <p>POST OPERATIVE COMPLICATIONS & MANAGEMENT</p> <p>POSTOPERATIVE PROBLEMS</p> <ul style="list-style-type: none"> • Nausea & Vomiting • Sore throat • Laryngeal granuloma • Neurological complications • Awareness • Vascular complications. • Trauma to teeth • Headache • Backache • Ocular complications • Auditory complications 	
III	<p>MEDICAL GAS SUPPLY</p> <ul style="list-style-type: none"> • Compressed gas cylinders • Color coding • Cylinder valves; pin index. • Gas piping system • Recommendations for piping system • Alarms & safety devices. <p>ANESTHESIA MACHINE</p> <ul style="list-style-type: none"> • Hanger and yoke system • Cylinder pressure gauge • Pressure regulator • Flow meter assembly • Vaporizers - types, hazards, maintenance, filling and draining, etc. 	15 HOURS
IV	<p>BREATHING SYSTEM</p> <ul style="list-style-type: none"> • General considerations: humidity & heat • Common components - connectors, adaptors, reservoir bags. • Methods of humidification. • Classification of breathing system • Maplesonsystem - a b c d e f • Jackson Rees system, Bain circuit • Non-rebreathing valves - ambu valves • The circle system • Components • Soda lime, indicators 	10 HOURS

V	FACE MASKS & AIRWAYS, LARYNGOSCOPES <ul style="list-style-type: none"> • types & sizes of facemasks & laryngoscopes oral & nasal airways -Types, sizes, methods of insertion • Endotracheal tubes - Types, sizes. • Cuff system • Fixing, removing and inflating cuff, checking tube position, complications. 	10 HOURS
VI	MONITORING <ul style="list-style-type: none"> • ECG • SpO₂ • Temperature • IBP • CVP • Neuromuscular Monitor • Capnography • Basics of ultrasound EMERGENCY EQUIPMENTS <ul style="list-style-type: none"> • Defibrillator • Scavenging system • Emergency airway devices 	4 HOURS

PRACTICAL - 64 HOURS

COMPONENTS	MAXIMUM MARKS	MARKS DISTRIBUTION
RECORD & LOG BOOK	10 MARKS	SUBMISSION
SPOTTERS	30 MARKS	(DRUGS & EQUIPMENTS-15*2=30)
VIVA	40 MARKS	STATION A : MACHINE -10 MARKS, STATION B : DRUGS & FLUIDS -10 MARKS, STATION C : EQUIPMENTS - 10 MARKS STATION D : BLS -10 MARKS
TOTAL	80 MARKS	

MAXIMUM MARKS : 80 MARKS + I.A 20 MARKS = 100MARKS

MINIMUM PASS MARKS : 50 MARKS

TOTAL HOURS : 3 HOURS

The students must acquire the relevant knowledge & learn the skills about the following:

1. Machine Check
2. Basic Setting Up For Fibre Optic Intubation
3. Basic Setting Up For Invasive Monitoring
4. Monitoring
5. Cleaning Of Anesthesia Equipments
6. Resuscitation Equipments (Ambu Bag, Defibrillator)
7. Mounting & Filling Of Desflurane Vapourizer
8. Checking The Bains Circuit
9. Replacement Of Absorb
10. Checking the ET Tube
11. Checking the Laryngoscopes
12. Checking The Suction Apparatus.
13. Preparation of Intubating Tray
14. Preparation of Supraglottic Devices (Intubation, Cleaning)
15. Tray Set Up - Spinal Tray & Sterilization
16. Tray Set Up - Cvp, Arterial Line & Sterilization
17. Preparation For Nerve Block
18. Preparation For Iv Line Therapy
19. Diathermy Checking (Monopolar, Bipolar)
20. Manual Bp Checking (Placatory, Auscultator)
21. Checking the Pulse.
22. Preparation for Submental Intubation

EQUIPMENTS LIST- VIVA

MUST TO KNOW

1. FACE MASK
2. ORAL AIRWAY
3. NASAL AIRWAY
4. ET TUBE
5. LARYNGOSCOPE
6. MACCINTOSH, MILLER, MACCOY BLADE
7. BOUGIE
8. MAGILL FORCEPS
9. SUCTION CATHETER
10. IV VENFLON
11. EPIDURAL KIT
12. SPINAL NEEDLE
13. IV FLUIDS (NS, RL, DNS , 5 % DEXTROSE, PLASMALYTE, VOLUVEN)
14. BAIN'S CIRCUIT
15. AMBU BAG
16. JRM CIRCUIT
17. IV SET
18. LMA (SUPREME, CLASSIC, PRO SEAL, I GEL)
19. OXYGEN MASK
20. CVP KIT

EQUIPMENTS LIST (SPOTTERS)

1. FLEXOMETALLIC TUBE
2. RYLES TUBE
3. NASAL PRONGS
4. BLOOD SET
5. TUBE EXCHANGER
6. STYLET
7. JELCO
8. RAE TUBE
9. MICRO LARYNGEAL TUBE
10. PAEDIATRIC BURETTE SET
11. BLOOD WARMER
12. GLUCOMETER
13. TOF WATCH
14. TRUE VIEW
15. RETROMOLAR
16. KING VISION
17. JET VENTILATOR
18. ENTONOX
19. COMBINED SPINAL EPIDURAL KIT
20. ACT MACHINE
21. ET TUBE CUFF PRESSURE MONITOR

ANESTHEISA DRUGS LIST - VIVA

1. PROPOFOL
2. THIOPENTONE
3. KETAMINE
4. ATRACURIUM
5. VECURONIUM
6. SUCCINYL CHOLINE
7. MORPHINE
8. FENTANYL
9. PETHIDINE
10. PENTAZOCAINE
11. MIDAZOLAM
12. PROMETHAZINE
13. ATROPINE
14. GLY COPYRROLATE
15. ADRENALINE
16. EPHEDRINE
17. MEPHENTERMINE
18. HEPARIN
19. OXYTOCIN
20. METACLOPRAMIDE
21. ONDANSETERON
22. RANITIDINE
23. PARACETOMOL
24. KETROLAC
25. TRAMADOL
26. METOPROLOL

27. DEXAMETHASONE
28. AVIL
29. HYDROCORTISONE
30. DERIPHYLLINE
31. XYLOCARD
32. LASIX
33. TRAPIC
34. LOCAL ANESTHETICS (XYLOCAINE 2 % , XYLOCAINE + ADRENALINE 2 % ,
BUPIVACAINE, ROPIVACAINE, 2 % XYLOCAINE JELLY)
35. IV FLUIDS (NS,RL,DNS,COLLOID,PLASMALYTE,25%DEXTROSE,5%DEXTROSE,3%NACL)
36. INSULIN

ANESTHESIA DRUGS LIST - SPOTTERS

1. NOR- ADRENALINE
2. DOPAMINE
3. DOBUTAMINE
4. PHENYL EPHRINE
5. METHERGIN
6. PROSTAGLANDIN
7. AMIODARONE
8. ADENOSINE
9. CALCIUM GLUCONATE
10. POTASSIUM CHLORIDE
11. SODA BICARBONATE
12. MAGNESIUM SULPHATE
13. PROTAMINE
14. SNP
15. NTG
16. NALBUPHINE
17. BUPRENORPHINE
18. FLUMAZENIL
19. NALOXONE
20. PANCURONIUM

METHODS OF TEACHING

- Lecture cum discussion
- Demonstration
- Clinical ot postings
- Log book

METHODS OF EVALUATION

- Written Test
- Laboratory observation Book
- Assignments
- Oral Presentations

REFERENCE BOOKS

- Clinical Anesthesiology - 6th edition Morgan
- Principles of anesthesia equipment's - Yasodhanandha ariti
- Comparative pharmacology for anesthetists- Vipin dhama
- Miller anesthesia

BLUE PRINT

UNIT NO	UNITS	WEIGHTAGE %	MARKS ALLOTTED (80 marks)	LONG ANSWER (10 marks)	SHORT ANSWER (6 marks)	VERY SHORT ANSWER (3 marks)
Unit-1	History Of Anesthesia	15	12	-	1	2
Unit-2	Preoperative Checklist	15	12	-	1	2
Unit-3	Medical Gas Supply	24	19	1 1*	1 1*	1
Unit-4	Breathing System	15	12	-	1	2
Unit-5	Face Masks & Airways, Laryngoscopes	24	19	1 1*	1	1 1*
Unit-6	Monitoring & Emergency Equipments	7	6	-	-	2 1*

Note: * indicates the choice questions

The duration of Examination (University) is Three (3) hours.

The total marks for the University Examination will be 100 marks.

Long Answer Questions : 2 X 10 = 20 marks (Choice 2 out of 4)
Short Answer Questions : 5 X 6 = 30 marks (Choice 5 out of 6)
Very Short Answer Questions : 10 X 3 = 30 marks (Choice 10 out of 12)
TOTAL = Theory 80 + IA 20 = 100 marks

PAPER AT-8 INTRODUCTION TO ANAESTHESIA TECHNOLOGY
MODEL QUESTION PAPER

TIME: 3 HOURS

MAXIMUM MARKS: 80

Illustrate your answers with suitable diagrams wherever necessary

A. Long answer questions **(2X10=20)**

1. a) Describe the mandatory checklist that's undertaken to avoid anaesthetic mishaps before using Anaesthesia machine?

(OR)

b) Define tracheal tubes. Explain about the design, construction material, sterilization of ET tube?

2. a) Define Airway. Explain about the types, techniques of insertion and sterilization?

(OR)

b) Discuss in brief about the safety measures in anaesthesia machine?

B. Short Answer Questions - (Any 5) **(5X 6 =30)**

1. ASA Physical status classification?

2. What are the common problems encountered in recovery room?

3. Write about the function of Boyle's machine?

4. Write about the components of anesthesia machine?

5. Write about the composition of soda lime/ baralyme?

6. Mention the complication of laryngoscope?

C. Very Short answer questions - (Any 10) **(10x3 = 30)**

1. Write about W.T.G Morton?

2. Write about world anesthesia day?

3. Mention the two common routes of drug administration?

4. Name two common sites for monitoring invasive arterial blood pressure?

5. Mention the advantages of pipeline system?

6. Define breathing systems?

7. Write short note on Bain circuit?

8. What is the color coding of oropharyngeal airways?

9. Draw ET tube and label its parts?

10. What are the factors which affect the accuracy of pulse oximetry?

11. How to attach ECG electrodes?

12. Name the sites of measuring pulse oximetry?

II YEAR ELECTIVE COURSES

**II YEAR ELECTIVE COURSE CONTENT
ABILITY ENHANCEMENT COMPULSORY COURSE (AECC)
ENVIRONMENTAL STUDIES**

NAME OF THE SUBJECT PAPER	: ENVIRONMENTAL STUDIES
DURATION OF THEORY CLASSES	: 16 hrs
DURATION OF PRACTICAL SESSIONS	: 32 hrs
EXAMINATION	: 100 marks (80 U + 20 IA)
NO UNIVERSITY PRACTICAL EXAMINATION	
DURATION OF THEORY EXAMINATION	: 1 ½ hrs
YEAR IN WHICH THE SUBJECT PAPER IS TAUGHT	: II YEAR

SYLLABUS

UNIT-I (Renewable and Non – renewable resources)

The multidisciplinary nature of environmental studies – Definition, scope and importance – Need for public awareness.

- 1 Forest resources: Use and over-exploitation, deforestation, case studies. Timber extraction, mining, dams and their effects on forests and tribal people.
- 2 Water resources: Use and over-utilization of surface and ground water, floods, drought, conflicts over water, dams-benefits and problems.
- 3 Mineral resources: Use and exploitation, environmental effects of extracting and using mineral resources, case studies.
- 4 Food resources: World food problems, changes caused by agriculture and overgrazing, effects of modern agriculture, fertilizer-pesticide problems, water logging, salinity, case studies.
- 5 Energy resources: Growing energy needs, renewable and non-renewable energy resources, use of alternate energy sources, case studies.
- 6 Land resources: Land as a resource, land degradation, man induced Landslides, soil erosion and desertification. Role of an individual in conservation of natural resources. Equitable use of resources for sustainable lifestyles.

UNIT-II (Ecosystems)

Concept of an ecosystem - Structure and function of an ecosystem Producers, consumers and decomposers – Energy flow in the ecosystem-Ecological succession- Food chains, food webs and ecological pyramids –Introduction, types, characteristic features, structure and function of the following ecosystem:

- Forest ecosystem
- Grassland ecosystem
- Desert ecosystem
- Aquatic ecosystems (Ponds, streams, lakes, rivers, ocean estuaries)

UNIT-III (Biodiversity and its conservation)

Introduction – Definition: genetics, species and ecosystem diversity

- Biogeographically classification of India
- Value of Biodiversity: Consumptive use, productive use, social, ethical aesthetic and option values

- Biodiversity at global, national and local levels
- India as a mega- diversity nation
- Hot-spots of biodiversity-Threats to biodiversity: habitat loss, poaching of wildlife, man wildlife conflicts
- Endangered and endemic species of India
- Conservation of biodiversity: In-situ and Ex-situ conservation of biodiversity

UNIT-IV (Environmental Pollution)

Definition- causes, effects and control measures of:

- Air pollution
- Water pollution
- Soil pollution
- Marine pollution
- Noise pollution
- Thermal pollution
- Nuclear pollution
- Solid waste Management: causes, effects and control measures of urban and industrial wastes – role of an individual in prevention of pollution – Pollution case studies – Disaster management: floods, earthquake, cyclone and landslides.

UNIT-V

Social Issues and the Environment: From unsustainable to sustainable development – Urban problems and related to energy – Water conservation, rain water harvesting, watershed management –Resettlement and rehabilitation of people; its problems and concerns. Case studies - Environmental ethics: issues and possible solutions climate change, global warming, acid rain, ozone layer depletion, nuclear accidents and holocaust.

- Wasteland reclamation – Consumerism and waste products –Environmental Protection Act – Air (Prevention and Control of Pollution) Act – Water (Prevention and control of Pollution) Act – Wildlife Protection Act – Forest Conservation Act - Issues involved in enforcement environmental legislation – Public awareness
- Human Population and the Environment: Population growth, variation among nations – Population explosion – Family welfare Programmes –Environment and human health- Human Rights - Value Education- HIV/ AIDS - Women and Child Welfare- Role of Information Technology in Environment and Human Health – Case Studies.

FIELD WORK

1. Visit to local area to document environmental assets- river/ forest/ grassland / hill / mountain
2. Visit to a local polluted site - Urban / Rural / Industrial / Agricultural
3. Study of common plants, insects, birds
4. Study of simple ecosystems- pond, river, hill slopes, etc.

TEXT BOOKS RECOMMENDED

1. Agarwal, K.C. Environmental Science, Nidi Publishers.
2. BharuchaErach, The Biodiversity of India, Mapin Publication.
3. Brunner RC, Hazardous waste incineration, McGraw Hill Publishers.
4. Iaclhav H, Environmental Protection and Laws, Himalaya Publication.
5. Odum EP, fundamentals of Ecology, WB Sannders Publication.

TEACHING LEARNING ACTIVITIES

The course content in Environmental Studies will be covered by:

1. Interactive Lectures
2. Group Discussions
3. Field Visits

SKILL- BASED ELECTIVE COURSES - II YEAR
GOOD CLINICAL LABORATORY PRACTICE

NAME OF THE SUBJECT PAPER	: Good Clinical Laboratory practice
DURATION OF THEORY CLASSES	: 16 Hrs
DURATION OF PRACTICAL SESSIONS	: 32 Hrs
PRACTICAL EXAMINATION	: 50 Marks (40 U + 10 IA)
NO UNIVERSITY THEORY EXAMINATION	
DURATION OF EXAMINATION	: 1 ½ Hrs
YEAR IN WHICH THE SUBJECT PAPER IS TAUGHT	: II YEAR

THEORY & PRACTICALS (DURATION 16 + 32 Hours)

Learning Objective

- To understand the relevance, importance and basic concepts of good laboratory practices
- To apply the knowledge to become familiar with the basic laboratory skills

UNIT I: INTRODUCTION

Introduction to Bioethics and Biosafety. Biosafety Guidelines and Regulations. Legal and Socio-economic Impacts of Biotechnology. Use of Genetically Modified Organisms and their Release in the Environment. Hazardous Materials used in Biotechnology their Handling and Disposal.

UNIT II: GOOD LABORATORY PRACTICE PRINCIPLE

Test Facility Organization and Personnel: Management responsibility, Study director's responsibility, safety measures and personal responsibility. Quality assurance program. Facilities: Test System Facilities, Facilities for Handling test and Reference Substances. Archive Facilities. Waste Disposal, Animal Care Facilities, Animal Supply Facilities.

UNIT III: STANDARDIZED OPERATING PROCEDURES

Definition, Initiation of SOP, Preparation of SOP, Administration, Distribution and Implementation. Maintenance of laboratory records. Formatting SOP, Reagent/materials certification, Certification of analysts, Certification of laboratory facilities, Documentation and maintenance of record.

UNIT IV: DATA REPORTING AND STORAGE

Performance of study, Study plan, Conduct of study, reporting of results. Archival storage of records and reports.

Learning Outcome

- To understand the implications of good laboratory practices

SKILL- BASED ELECTIVE COURSES - II YEAR COMPUTER APPLICATIONS

NAME OF THE SUBJECT PAPER	: COMPUTER APPLICATIONS
DURATION OF THEORY CLASSES	: 16 Hrs
DURATION OF PRACTICAL SESSIONS	: 32 Hrs
PRACTICAL EXAMINATION	: 50 Marks (40 U + 10 IA)
NO UNIVERSITY THEORY EXAMINATION	
DURATION OF EXAMINATION	: 1 ½ Hrs
YEAR IN WHICH THE SUBJECT PAPER IS TAUGHT	: II YEAR

THEORY & PRACTICALS (DURATION 16 + 32 Hours)

UNIT - I - Introduction to Computers

- Concepts of Computers
- Hardware and software trends and technology
- Classification of computers
- Application of computers in Laboratories

UNIT - II - Operating System

- Introduction
- Types of operating systems
- Windows

UNIT - III -Multimedia

- Types and uses
- Computer aided teaching and testing

UNIT – IV -Internet

- Introduction to Internet
- Use of Internet and e- mail
- Statistical packages

LIST OF PRACTICAL EXERCISES

1. Computer operating systems like MS-DOS and WINDOWS
2. Study of software packages like Chem Draw, Tinker and Microsoft package. Unit - Typing text in MS word- manipulating text- formatting the text - using different font sizes, bold, italics, Bullets and numbering - pictures, file insertion - aligning the text and justify - choosing paper size - adjusting margins- header and footer, inserting page numbers in a document - printing a file with options - using spell check and grammar - find and replace mail merge - inserting tables in a document.

Creating table in MS - Excel - cell editing - using formulas and functions - manipulating data with excel - using sort function to sort numbers and alphabets - drawing graphs and charts using data in excel - auto formatting - inserting data from other worksheets
Preparing new slides using MS- POWER POINT - inserting slides - slide transition and animation - using templates - different text and font sizes - slides with sounds - inserting clip arts, pictures, tables and graphs - presentation using wizards.

Internet- using search engine - Google search - Exploring the text Explorer and Navigator - uploading and downloading of files and images E mail ID creation - sending messages - attaching files in E- mail

TEACHING LEARNING ACTIVITIES

The course content in Computer Applications will be covered by:

1. Interactive Lectures
2. Lab

SKILL- BASED ELECTIVE COURSES - II YEAR **Library and E-resource**

NAME OF THE SUBJECT PAPER	: Library and E-resource
DURATION OF THEORY CLASSES	: 16 Hrs
DURATION OF PRACTICAL SESSIONS	: 32 Hrs
PRACTICAL EXAMINATION	: 50 Marks (40 U + 10 IA)
NO UNIVERSITY THEORY EXAMINATION	
DURATION OF EXAMINATION	: 1 ½ Hrs
YEAR IN WHICH THE SUBJECT PAPER IS TAUGHT	: II YEAR

THEORY & PRACTICALS (DURATION 16 + 32 HOURS)

Course Objectives

- To enable the students to understand at different levels of information systems in the society
- and their functions.
- To enable the students apply their knowledge in various library practice.
- To enable the students to understand the basic concepts of the Health Sciences.

UNIT: 1

Evolution, growth and development of LIS in India-current trends.

Type of libraries: Academic, Public and special Libraries (Health Science Libraries).

UNIT: 2

Library concepts & Legislation: Five laws of Library science, Professional ethics of librarian, Delivery of books and newspaper act/Intellectual Property/Plagiarism.

UNIT: 3

Library Association and International Bodies: Library Association -ILA, IASCIC, ALA, IFLA and UNESCO, SALIS, MLAI (Medical Library Association of India).

UNIT: 4

Library Rules & Regulation, Stock Verification, Annual Reports, Budgets, Library buildings, furniture, equipment's.

SKILL- BASED ELECTIVE COURSES - II YEAR PUBLIC HEALTH AND HYGIENE

NAME OF THE SUBJECT PAPER	: Public Health and Hygiene
DURATION OF THEORY CLASSES	: 16 Hrs
DURATION OF PRACTICAL SESSIONS	: 32 Hrs
PRACTICAL EXAMINATION	: 50 Marks (40 U + 10 IA)
NO UNIVERSITY THEORY EXAMINATION	
DURATION OF EXAMINATION	: 1 ½ Hrs
YEAR IN WHICH THE SUBJECT PAPER IS TAUGHT	: II YEAR

THEORY & PRACTICALS (DURATION 16 + 32 Hours)

Learning objectives

- To understand the concepts, significance and relevance of public health and hygiene
- To understand the health hazards as associated with public health and hygiene

I Introduction

Definition and Concept of Public Health, historical aspects, public health system in India and in the rest of world

II Aspects of health

Indicators of health, Determinants of Health, (Social, Economic, Cultural, Environmental, Education, Genetics, Food and Nutrition). Burden and prevention of disease. Environmental health- sanitation, air, water pollution, waste management. Mental health.

III Epidemiology

Introduction, principles and concepts, study design, analysis methods, presentation and interpretation of epidemiological data

IV Hygiene concepts

Definition, importance, personal hygiene, medical hygiene, food hygiene, industrial hygiene.

Learning outcomes

- To understand public health and hygiene issues, their relevance and significance as can be practiced in real-life situations.

Text Books

1. Introduction to Public Health, Raymond L. Goldsteen, Karen Goldsteen, David G. Graham, 2011, Springer publishing company
2. Introduction To Community Health Nursing, KasturiSundarRao, 4th edition, Bi Publications Pvt Ltd
3. Concepts of Epidemiology, Raj S Bhopal, 2002, Oxford University press

Reference Books

1. A Treatise On Hygiene And Public Health, BirendraNathGhosh, 9th edition, Calcutta Scientific Publishing Co
2. An Introduction to Public Health, Caryl Thomas, 1949, John Wright and SonsLtd.,

GENERIC ELECTIVE COURSES - II YEAR BASIC PSYCHOLOGY

NAME OF THE SUBJECT PAPER	: Basic Psychology
DURATION OF THEORY CLASSES	: 64 Hrs
EXAMINATION	: 50 Marks (40 U + 10 IA)
NO UNIVERSITY PRACTICAL EXAMINATION	
DURATION OF THEORY EXAMINATION	: 1 ½ Hrs
YEAR IN WHICH THE SUBJECT PAPER IS TAUGHT	: II YEAR

THEORY (64 Hours)

LEARNING OBJECTIVES

After completing the course the student can able to

- To identify the emerging specialties
- To understand the behavior and mental processes
- How the theories and principles of psychology may be applied to individual, societal and global issue
- Explain the application of psychology in Allied Health Sciences

Unit I: Introduction

Introduction to applied Psychology, Scientific methods in Psychology, Application of Psychology: Psychology in Industry, community, family, education, health, self development, Human relations. Scope of psychology with special relevance to Allied Health Sciences.

Unit II: various cognitive processes and their application

Factors affecting learning, Importance of studying Psychology of learning in relation to Allied Health Sciences

Memory and forgetting, Kinds of remembering, the nature of forgetting, Improving memory, relevance to Allied Health Sciences

Intelligence, Normal distribution of intelligence levels, Intelligence Testing, Intelligence tests, Uses and abuses of intelligence tests, relevance of intelligence and aptitude for Allied Health Sciences

Unit-III: Life style, Health, Stress and Coping Behavior

Cultural evolution, Life style choices and consequences, Healthy and Unhealthy life styles. Nutrition, Physical fitness, Smoking and Drinking. Stress and Health, The biological basis of stress, Stress and Physical functioning, Coping with stress, Adjustment a lifelong process. Cognitive appraisal and Stress, Stressful life styles,

Coping with everyday stress, Sources of stress, Coping styles and Strategies, Stress inoculation training.

Unit IV : Psychology of Vulnerable Individuals

Psychology of the challenged, types of disability, effects of disability, psychology of women, women and health, dealing with alcoholics and their families, post-traumatic stress disorder, psychology of the sick and ill, how patients react to chronic illness, effects of illness and hospitalization

REFERENCE BOOKS

1. Clifford T. Morgan, Richard a. King, John R. Weis and John Schopler, –Introduction to Psychologyll - 7th Edition. Tata McGraw Hill Book Co. New Delhi, 1993.
2. Ernest R. Hillgard, Richard C. Atkinson, Rita L. Atkinson, –Introduction to Psychologyll 6th Edition, Oxford IBH publishing Co. Pvt. Ltd., New Delhi, 1975.
3. Baron.A. Robert, Psychology, Pearson Education Vth Ed., 2002
4. Psychology -the science of behavior -fifth edition 1982-Neil Carson-William Bulkist-Allyn and Bacon.

GENERIC ELECTIVE COURSES - II YEAR SOCIOLOGY

NAME OF THE SUBJECT PAPER	: SOCIOLOGY
DURATION OF THEORY CLASSES	: 64 Hrs
EXAMINATION	: 50 Marks (40 U + 10 IA)
NO UNIVERSITY PRACTICAL EXAMINATION	
DURATION OF THEORY EXAMINATION	: 1 ½ Hrs
YEAR IN WHICH THE SUBJECT PAPER IS TAUGHT	: II YEAR

THEORY (64 Hours)

Unit 1: Sociology: Discipline and Perspective

- Thinking Sociologically
- Emergence of Sociology, Sociology as a science; Sociology and Common Sense
- Some Basic Concepts: Association; Aggregates: Community, Categories, Groups and its Forms; Status and Role; Norms and Values.
- Individual and Society; Socialization: Concept and Agencies; Culture -meaning and characteristics; Types of culture - popular, elitist, folk, and consumer cultures; Pluralism and Multiculturalism, Culture and Personality.

Unit 2: Sociology and Other Social Sciences

- Sociology and Social Anthropology
- Sociology & Psychology
- Sociology & History

Unit 3: Human Society

- Social Institutions and Social Processes
- Social control: meaning, agencies and mechanisms
- Conformity and Deviance.
- Social Change, definition, factors, Social Mobility Readings
 1. Anthony Giddens : Sociology
 2. G. Rocher: A General Introduction to Sociology
 3. George Ritzer. Encyclopaedia of sociology
 4. Harry M. Johnson Sociology

GENERIC ELECTIVE COURSES - II YEAR ENTREPRENEURSHIP ESSENTIALS

NAME OF THE SUBJECT PAPER	: Entrepreneurship essentials
DURATION OF THEORY CLASSES	: 64 Hrs
EXAMINATION	: 50 Marks (40 U + 10 IA)
NO UNIVERSITY PRACTICAL EXAMINATION	
DURATION OF THEORY EXAMINATION	: 1 ½ Hrs.
YEAR IN WHICH THE SUBJECT PAPER IS TAUGHT	: II YEAR

THEORY (64 Hours)

LEARNING OBJECTIVES

- To understand the fit between you and your entrepreneurial ambitions
- To find a problem worth solving
- To identify your customers
- To develop a solution for your customers' problems and problem solution
- To build and demonstrate an MVP
- To structure a business model around the problem, customer, and solution and present your Business Model Canvas

UNIT - I ORIENTATION

What is entrepreneurship - myths about entrepreneurship - impact of an entrepreneur and social entrepreneurship - wealth building and making an impact

IDEA/PROBLEM

What is a business opportunity and how to identify it - Methods for finding and understanding problems - (Observation, Questioning, DT, Jobs to be done (JTBD) - Introduction to Design Thinking - Process and Examples - Generate ideas that are potential solutions to the problem identified.

UNIT - II

CUSTOMER

The difference between a consumer and a customer (decision maker); Market Types, Segmentation and Targeting, Defining the personas; Understanding Early Adopters and Customer Adoption Patterns - Identify the innovators and early adopters for start-up - Basics of Lean Approach and Canvas; Types of Business Models (b2b; b2c)

UNIT - III

BUSINESS MODEL AND VALIDATION

Introduction to Risks; Identify and document your assumptions (Hypotheses); Identify the riskiest parts of Plan - Develop the Solution Demo - Sizing the Opportunity - Building an MVP (Minimum Viable Product)

UNIT - IV

MONEY AND TEAM

Revenue Streams: Basics of how companies make money - Understand income, costs, gross and net margins - Identify primary and secondary revenue streams - Pricing and Costs - Financing Your New Venture - Team Building: Role of a good team in a venture's success; What to look for in a team; How do you ensure there is a good fit? Defining clear roles and responsibilities

UNIT - V

MARKETING AND SALES

Positioning - channels and strategy - sales planning - Importance of project management to launch and track progress - Understanding time management, workflow, and delegation of tasks- Business regulation: Basics of business regulations of starting and operating a business - Importance of being compliant and keeping proper documentation

LEARNING OUTCOMES

- This course will give the students the foundational experience of the entire cycle of entrepreneurship, through a combination of theory and practice.
- Students will learn what it takes to be an entrepreneur, recognizing business opportunities and the basics to create launch and manage new businesses.
- The participating students will create a campus venture or a "real" venture of their own to practice the concepts taught during the program. The course is built in a modular fashion such that colleges can tailor their offerings to cover either the entire offering (idea to an MVP) or limit to building a business model.

III YEAR

B.Sc. - ANAESTHESIA TECHNOLOGY
FACULTY OF ALLIED HEALTH SCIENCES
SRI BALAJI VIDYAPEETH
(Deemed to be University)
Accredited by NAAC with 'A' Grade

III YEAR

CORE SUBJECTS

1. Clinical Anaesthesia Technology- Part I
2. Clinical Anaesthesia Technology- Part II
3. Resuscitation, recent advances & critical care.

Discipline Elective Course (DEC) - Choose any TWO

1. Labor Analgesia
2. Interventional Cardiology
3. Pulmonary Medicine
4. Trauma Evaluation & Management

AHS COURSE CONTENT THIRD YEAR B.SC. ANAESTHESIA TECHNOLOGY (AT)

Faculty code	Category	Course title	Hours					Credits				
	Core theory AT	Subjects	Theory	Practical	Tutorials	Clinical training	Total hours	Lecture	Practical	Tutorials	Clinical training	Total credits
AHS	AT -9	Clinical Anaesthesia Technology Part -I	64	64				4	2			6
AHS	AT-10	Clinical Anaesthesia Technology part -II	64	64				4	2			6
AHS	AT -11	Resuscitation, recent advances, critical care	80		32			5		1		6
AHS	AT-CT2	Clinical Training AT 9 to 11				448					14	14
AHS	DE 1-8	Student's choice	64					4				4
AHS	DE 1-8	Student's choice	64					4				4
			336	128	32	448	944	21	4	1	14	40

SCHEME OF EXAMINATION

Papers	Subject	Theory		Practical		UIA*	Grand Total (800)	Min pass Marks (400)
		UE	IA	UE	IA			
AT -9	Clinical Anaesthesia Technology Part -I	80	20	80	20		200	100
AT-10	Clinical Anaesthesia Technology part -II	80	20	80	20		200	100
AT -11	Resuscitation , recent advances, critical care	80	20				100	50
AT-12	Clinical Training AT 9 to 12					100	100	50
DEC	Discipline elective	80	20				100	50
DEC	Discipline elective	80	20				100	50

CLINICAL ANAESTHESIA - PART 1

PAPER AT-9 CLINICAL ANAESTHESIA - PART 1

NAME OF THE SUBJECT	: AT-9 CLINICAL ANAESTHESIA-PART 1
DURATION OF THEORY CLASSES	: 64 HOURS
DURATION OF PRACTICAL SESSION	: 64 HOURS
THEORY EXAMINATION	: 100 MARKS (80 U+ 20 IA)
DURATION OF THEORY EXAMINATION	: 3 HOURS
PRACTICAL EXAMINATION	: 100 MARKS
YEAR IN WHICH SUBJECT PAPER IS TAUGHT	: III YEAR

COURSE DESCRIPTION

The course is designed to acquire knowledge about anesthesia for super specialty surgeries. To ensure that the students understand the anesthesia techniques in its clinical practice.

COURSE OBJECTIVES

1. Learn & practice the principles of regional anaesthesia techniques - spinal, epidural, and nerve block -fascial nerve block.
2. Learn & practice the principles of obstetrics, gynecology, ENT, pediatric, orthopaedic, laparoscopic, geriatric anaesthesia.
3. Learn the common post-operative problems and their management methods.

PROGRAMME OUTCOME

At the end of 4 years of this training session, this curriculum will make students to achieve the following objectives:

ANEST-PO1: Performs the duty as an Anesthesia Technologist with leadership qualities having a good written & communication skill and also skilled at computer applications including E- library.

ANEST-PO2: To gain knowledge about laboratory safety precautions, biomedical waste management adhering to the environmental needs of the society and preventing the spread of infectious diseases.

ANEST-PO3: Understanding the structure and functions of different organs in normal human body.

ANEST-PO4: Ability to perform urinalysis, Serology, hematology, cytology, blood banking, biochemical, microbiological parameters and drug reactions.

ANEST-PO5: To make students assist anesthesiologist during administration and monitoring of anesthesia including cardiopulmonary resuscitation.

ANEST-PO6: To make students apply anatomy and physiology knowledge gained through this curriculum in their Anesthesia technology practice.

ANEST-PO7: To make students aware of the ethical principles, infection control protocol followed in operating room complex.

ANEST-PO8: To make students participate in OT administration, organization and quality improvement.

ANEST-PO9: To make students understand the pharmacological principles pertaining to the drugs used in anesthesia and critical care unit.

ANEST-PO10: To build efficient technologist in handling Anesthesia monitors & Equipment's practice.

ANEST-PO11: To make students effective in preparation of operation theatre for all super specialty surgeries & effective participation in labor analgesia, trauma care and management.

ANEST-PO 12: To make students assist in ICU emergency procedures and providing basic general care and expertise in pulmonology radiological studies, interventional cardiology procedures.

ANEST-PO 13: To identify various life style disorders and with due counseling& guidance advising the patients with proper diet, hygiene and Yoga to keep the body, mind, soul and behavior healthy.

COURSE OUTCOME

The students must acquire the relevant knowledge & learn the skills about the following competencies:

CL ANES CO 1: Learn& practice the principles of regional anesthesia techniques - spinal, epidural, and nerve block -fascial nerve block.

CL ANES CO 2: Learn& practice the principles of obstetrics, gynecology, ENT, pediatric, orthopedic, laparoscopic, geriatric anesthesia.

CL ANES CO 3: Learn& practice about the handling procedures of tourniquet, bone cement and temperature maintenance in orthopedic surgeries.

CL ANES CO 4: Learn & practice about the common post-operative problems and their management methods

COURSE CONTENT

UNIT	TITLE	THEORY 64 HOURS
I	OBSTETRIC ANAESTHESIA <ul style="list-style-type: none"> • Differences between a pregnant and a normal lady • Risks for anesthesia. • Precautions to be taken • Check list • Regional vs general anesthesia • Induction / maintenance and recovery • Resuscitation of the new born, APGAR score • Reversal and extubating • Emergencies - manual removal of placenta - A.P .H & P.P.H. - Ruptures uterus - Ectopic Pregnancy - Eclampsia 	15 HOURS

II	ENT ANESTHESIA - Anesthesia for adenotonsillectomy - Anesthesia for mastoidectomy - Bronchoscopy and oesophagoscope	10 HOURS
III	GERIATRIC ANESTHESIA • Physiological changes • Diseases of aging • Nervous system • Geriatric pharmacodynamics / pharmacokinetics • Postoperative nervous system dysfunction.	15 HOURS
IV	OPHTHALMIC ANESTHESIA & LAPRASCOPIC ANESTHESIA • MAC	4 HOURS
V	ORTHOPEDIC ANESTHESIA • Tourniquet • bone cement • Temperature maintenance	5 HOURS
VI	REGIONAL ANAESTHETIC TECHNIQUES • Local anesthetic technique • Nerve blocks • Spinal Anesthesia • Epidural anesthesia	15 HOURS

PRACTICAL - 64 HOURS

COMPONENTS	MAXIMUM MARKS	MARKS DISTRIBUTION
RECORD	10 MARKS	RECORD SUBMISSION
SPOTTERS	30 MARKS	(DRUGS & EQUIPMENTS-15*2=30)
VIVA	40 MARKS	STATION A : MACHINE -10 MARKS, STATION B : DRUGS & FLUIDS -10 MARKS, STATION C : EQUIPMENTS - 10 MARKS STATION D :SPECIALITY ANESTHESIA 10 MARKS
TOTAL	80 MARKS	

MAXIMUM MARKS : 80 MARKS + I.A 20 MARKS = 100 MARKS
 MINIMUM PASS MARKS : 50 MARKS
 TOTAL HOURS : 3 HOURS

The students must acquire the relevant knowledge & learn the skills about the following:

1. Machine Check
2. Setting Up For Fibre Optic Intubation
3. Setting Up For Invasive Monitoring
4. Monitoring
5. Cleaning Of Anesthesia Equipments
6. Resuscitation Equipments (Ambu Bag, Defibrillator)
7. Mounting & Filling Of Desflurane Vapourizer
8. Checking The Bains Circuit
9. Replacement Of Absorb
10. Checking The Et Tube
11. Checking The Laryngoscopes
12. Checking The Suction Apparatus.
13. Preparation Of Intubating Tray
14. Preparation Of Supraglottic Devices (Intubation , Cleaning)
15. Tray Set Up - Spinal Tray& Sterilization
16. Tray Set Up -Cvp, Arterial Line & Sterilization
17. Preparation For Nerve Block
18. Preparation For Iv Line Therapy
19. Diathermy Checking (Monopolar, Bipolar)
20. Manual Bp Checking (Palpatory, Auscultatory)
21. Checking The Pulse.
22. Preparation For Submental Intubation

EQUIPMENTS LIST- VIVA

MUST TO KNOW

1. FACE MASK
2. ORAL AIRWAY
3. NASAL AIRWAY
4. ET TUBE
5. LAYNGOSCOPE
6. MACCINTOSH, MILLER, MACCOY BLADE
7. BOUGIE
8. MAGILL FORCEPS
9. SUCTION CATHETER
10. IV VENFLON
11. EPIDURAL KIT
12. SPINAL NEEDLE
13. IV FLUIDS (NS, RL, DNS , 5 % DEXTROSE, PLASMALYTE, VOLUVEN)
14. BAIN'S CIRCUIT
15. AMBU BAG
16. JRM CIRCUIT
17. IV SET
18. LMA (SUPREME, CLASSIC, PRO SEAL, I GEL)
19. OXYGEN MASK
20. CVP KIT

EQUIPMENTS LIST (SPOTTERS)

1. FLEXOMETALLIC TUBE
2. RYLES TUBE
3. NASAL PRONGS
4. BLOOD SET
5. TUBE EXCHANGER
6. STYLET
7. JELCO
8. RAE TUBE
9. MICRO LARYNGEAL TUBE
10. PAEDIATRIC BURETTE SET
11. BLOOD WARMER
12. GLUCOMETER
13. TOF WATCH
14. TRUE VIEW
15. RETROMOLAR
16. KING VISION
17. JET VENTILATOR
18. ENTONOX
19. COMBINED SPINAL EPIDURAL KIT
20. ACT MACHINE
21. ET TUBE CUFF PRESSURE MONITOR

ANESTHEISA DRUGS LIST - VIVA

1. PROPOFOL
2. THIOPENTONE
3. KETAMINE
4. ATRACURIUM
5. VECURONIUM
6. SUCCINYL CHOLINE
7. MORPHINE
8. FENTANYL
9. PETHIDINE
10. PENTAZOCAINE
11. MIDAZOLAM
12. PROMETHAZINE
13. ATROPINE
14. GLY COPYRROLATE
15. ADRENALINE
16. EPHEDRINE
17. MEPHENTERMINE
18. HEPARIN
19. OXYTOCIN
20. METACLOPRAMIDE
21. ONDANSETERON
22. RANITIDINE
23. PARACETOMOL
24. KETROLAC
25. TRAMADOL
26. METOPROLOL

27. DEXAMETHASONE
28. AVIL
29. HYDROCORTISONE
30. DERIPHYLLINE
31. XYLOCARD
32. LASIX
33. TRAPIC
34. LOCAL ANESTHETICS (XYLOCAINE 2 % , XYLOCAINE + ADRENALINE 2 % , BUPIVACAINE, ROPIVACAINE, 2 % XYLOCAINE JELLY)
35. IV FLUIDS (NS,RL,DNS,COLLOID,PLASMALYTE,25%DEXTROSE,5%DEXTROSE,3%NACL)
36. INSULIN

ANESTHESIA DRUGS LIST - SPOTTERS

1. NOR- ADRENALINE
2. DOPAMINE
3. DOBUTAMINE
4. PHENYL EPHRINE
5. METHERGIN
6. PROSTAGLANDIN
7. AMIODARONE
8. ADENOSINE
9. CALCIUM GLUCONATE
10. POTASSIUM CHLORIDE
11. SODA BICARBONATE
12. MAGNESIUM SULPHATE
13. PROTAMINE
14. SNP
15. NTG
16. NALBUPHINE
17. BUPRENORPHINE
18. FLUMAZENIL
19. NALOXONE
20. PANCURONIUM

METHODS OF TEACHING

- Lecture cum discussion
- Demonstration
- Clinical ot postings
- Log book

METHODS OF EVALUATION

- Written Test
- Laboratory observation Book
- Assignments
- Oral Presentations

REFERENCE BOOKS

- Clinical Anaesthesiology - 6 th edition Morgan
- Principles of anaesthesia equipment's - Yasodhanandha ariti

- Comparative pharmacology for anaesthetists- Vipin dhama
- Miller anaesthesia

BLUE PRINT

UNIT NO	UNIT	WEIGHTAGE %	MARKS ALLOTTED (80 marks)	LONG ANSWER (10 marks)	SHORT ANSWER (6 marks)	VERY SHORT ANSWER (3 marks)
1	Obstetric Anaesthesia	27	22	1 1*	1	2 1*
2	ENT Anesthesia	15	12	-	1 1*	2
3	Geriatric Anesthesia	8	6	-	-	2
4	Ophthalmic Anesthesia & Laparoscopic Anesthesia	15	12	-	1	2
5	Orthopedic Anesthesia	11	9	-	1	1
6	Regional Anaesthetic Techniques	24	19	1 1*	1	1 1*

Note: * indicates the choice questions

The duration of Examination (University) is Three (3) hours.

The total marks for the University Examination will be 100 marks.

Long Answer Questions	: 2 X 10 = 20 marks (Choice 2 out of 4)
Short Answer Questions	: 5 X 6 = 30 marks (Choice 5 out of 6)
Very Short Answer Questions	: 10 X 3 = 30 marks (Choice 10 out of 12)
TOTAL	= Theory 80 + IA 20 = 100 marks

PAPER 9 - CLINICAL ANESTHESIA - PART 1
MODEL QUESTION PAPER

DURATION:3 HRS

MAXIMUM MARKS:80

Illustrate your answers with suitable diagram wherever necessary.

I. Write long answer of the following: (2 X 10 = 20)

1. (a). Discuss briefly about the physiological changes occur during pregnancy and its anaesthesia implications.

(or)

(b). Draw a relevant spinal anatomy? Mention its indication, contraindication and complications of epidural anaesthesia.

2. (a). Compare and contrast spinal and epidural anaesthesia with diagram.

(or)

(b). Risk and benefits of epidural analgesia in labour.

II. Write short note on any Five of the following: (5 x 6 =30)

1. OT preparation for emergency LSCS.

2. Preparation of operation theatre for tonsillectomy in pediatrics

3. Common used nerve block techniques in ENT surgical Procedures.

4. Discuss briefly about the risk associated with the laparoscopic Surgeries.

5. Compare features of general and local anesthesia.

6. Mention the complications of spinal anesthesia and its Management.

III. Write very short notes ten of the following: (10x 3 =30)

1. Name any 2 uterine relaxants?

2. Mention the drugs used in obstetric emergencies?

3. RSI during LSCS

4. Mention the Anesthetic implication on CVS changes in Geriatric patient.

5. Mention the 2 pharmacodynamics and pharmacokinetics changes in elderly?

6. Name the anesthetic factors increasing IOP?

7. Advantages of MAC anesthesia in ophthalmic procedures

8. Mention the indication of caudal block?

9. Write about Bier's block?

10. What is the common post-operative complications in spinal Anesthesia?

11. Write about penile block.

12. Mention the anesthetic drugs to be avoided during pregnancy?

CLINICAL ANESTHESIA- PART II

PAPER AT-10 CLINICAL ANESTHESIA-PART II

NAME OF THE SUBJECT	: AT-10 CLINICAL ANESTHESIA-PART II
DURATION OF THEORY CLASSES	: 80 HOURS
DURATION OF TUTORIAL SESSION	: 32 HOURS
THEORY EXAMINATION	: 100 MARKS (80 U+ 20 IA)
DURATION OF THEORY EXAMINATION	: 3 HOURS
PRACTICAL EXAMINATION	: NIL
YEAR IN WHICH SUBJECT PAPER IS TAUGHT	: III YEAR

COURSE DESCRIPTION

The course is designed to acquire knowledge about anaesthesia for super specialty surgeries. To ensure that the students understand the anaesthesia techniques in its clinical practice.

COURSE OBJECTIVES

1. Learn the principles of regional anaesthesia techniques - spinal, epidural, and nerve block.
2. Learn the principles of cardiac, thoracic, neuro, transplant anaesthesia.
3. Learn & Practice about the common post-operative problems and their management methods.

PROGRAMME OUTCOME

At the end of 4 years of this training session, this curriculum will make students to achieve the following objectives:

ANEST-PO1: Performs the duty as an Anaesthesia Technologist with leadership qualities having a good written & communication skill and also skilled at computer applications including E- library.

ANEST-PO2: To gain knowledge about laboratory safety precautions, biomedical waste management adhering to the environmental needs of the society and preventing the spread of infectious diseases.

ANEST-PO3: Understanding the structure and functions of different organs in normal human body.

ANEST-PO4: Ability to perform urinalysis, Serology, haematology, cytology, blood banking, biochemical, microbiological parameters and drug reactions.

ANEST-PO5: To make students assist anaesthesiologist during administration and monitoring of anaesthesia including cardiopulmonary resuscitation.

ANEST-PO6: To make students apply anatomy and physiology knowledge gained through this curriculum in their Anaesthesia technology practice.

ANEST-PO7: To make students aware of the ethical principles, infection control protocol followed in operating room complex.

ANEST-PO8: To make students participate in OT administration, organization and quality improvement.

ANEST-PO9: To make students understand the pharmacological principles pertaining to the drugs used in anaesthesia and critical care unit.

ANEST-PO10: To build efficient technologist in handling Anaesthesia monitors & Equipment's practice.

ANEST-PO11: To make students effective in preparation of operation theatre for all super specialty surgeries & effective participation in labour analgesia, trauma care and management.

ANEST-PO 12: To make students assist in ICU emergency procedures and providing basic general care and expertise in pulmonology radiological studies, interventional cardiology procedures.

ANEST-PO 13: To identify various life style disorders and with due counselling& guidance advising the patients with proper diet, hygiene and Yoga to keep the body, mind, soul and behaviour healthy.

COURSE OUTCOME

The students must acquire the relevant knowledge & learn the skills about the following competencies:

CL ANES CO 1: Learn & practice the principles of cardiac, neuro and thoracic anaesthesia.

CL ANES CO 2: Learn & practice the principles of day-care, organ transplant anaesthesia.

CL ANES CO 3: Learn & practice the principles of trauma anaesthesia & transportation medicine.

COURSE CONTENT

UNIT	TITLE	THEORY + TUTORIAL (80 + 32) HOURS
I	CARDIAC ANESTHESIA <ul style="list-style-type: none"> • NYHA classification • Arrhythmias • Angina • Dyspnoea • Special investigations <ul style="list-style-type: none"> – echocardiography – angiography *Premedication • Setting up of monitoring system • Monitoring - invasive and non - invasive • Getting ready for the case • Induction of cardiac patient, precautions to be taken • Cardiopulmonary bypass • Weaning of CPB • Inotropes and vasodilators • Transferring the patient to ICU. • Care to be taken • I.C.U management. 	20 HOURS+6 TUTORIALS

	<ul style="list-style-type: none"> • Chest tube management 	
II	<p>THORACIC ANESTHESIA</p> <ul style="list-style-type: none"> • Pulmonary function tests <ul style="list-style-type: none"> ➢ bed side ➢ vitalograph • Preoperative preparation • Premedication • Check list • Induction. Intubation • Double lumen tubes • monitoring • Pain management • Extubation • ICU management 	15 HOURS+6 TUTORIALS
III	<p>PAEDIATRIC ANESTHESIA</p> <ul style="list-style-type: none"> • Theatre setting • Check list • Premedication - modes • Induction • Intubation - Securing the EIT • Reversal & intubation - Problems • Transferring / ICU management • Pain management 	10 HOURS+5 TUTORIALS
IV	<p>NEURO ANESTHESIA</p> <ul style="list-style-type: none"> • Glasgow coma scale • Premedication • Special investigation - CT, Angiography and MRI • Checklist • Induction of a patient • Reinforced endotracheal tubes • Positioning in neurosurgery • I.C.P. • Air embolism • Reversal of the patient • Transferring to I.C.U. / Ward 	15 HOURS+5 TUTORIALS
V	<p>A) ANESTHESIA FOR TRAUMA & SHOCK</p> <ul style="list-style-type: none"> • Resuscitation • Pre-op investigation I assesment • Circulatory management • Management of anesthesia • Rapid sequence induction • Other problems <p>B) DAY CARE ANAESTHESIA Special features</p> <ul style="list-style-type: none"> • Set up • Advantages • Disadvantages • Complications • Future 	10 HOURS+5 TUTORIALS

VI	a)ANESTHESIA OUTSIDE THE O.R <ul style="list-style-type: none"> • Situations • Cath Lab • Radiology • E.C.T. • Short comings b)TRANSPLANT ANESTHESIA	10 HOURS+5 TUTORIALS
----	---	-------------------------

METHODS OF TEACHING

- Lecture cum discussion
- Demonstration
- Clinical ot postings
- Log book

METHODS OF EVALUATION

- Written Test
- Laboratory observation Book
- Assignments
- Oral Presentations

REFERENCE BOOKS

- Clinical Anaesthesiology - 6 th edition Morgan
- Principles of anaesthesia equipment's - Yasodhanandha ariti
- Comparative pharmacology for anaesthetists- Vipin dhama
- Miller anaesthesia

BLUEPRINT

UNIT NO	UNITS	WEIGHTAGE %	MARKS ALLOTTED (80 marks)	LONG ANSWER (10 marks)	SHORT ANSWER (6 marks)	VERY SHORT ANSWER (3 marks)
1	Cardiac Anesthesia	23	19	1 1*	1	1 1*
2	Thoracic Anesthesia	8	6	-	-	2
3	Paediatric Anesthesia	22	18	-	2	2
4	Anesthesia For Trauma & Shock	28	22	1 1*	1	2
5	Anesthesia For Trauma & Shock	11	9	-	1 1*	1 1*
6	Anesthesia Outside The O.R	8	6	-	-	2

Note: * indicates the choice question

PAPER AT-10 CLINICAL ANESTHESIA-PART II
MODEL QUESTION PAPER

DURATION - 3 HRS

MAXIMUM MARKS: 80

Illustrate your answers with suitable diagram wherever necessary

I. Write long answers of the following: (2 X 10=20)

1. (a) Discuss about the factors affecting the intracranial pressure.
(or)
(b) Discuss briefly about the invasive and non-invasive monitoring
2. (a) Discuss briefly about the various positioning in neuro surgery and its complications.
(or)
(b) Critical concept of high quality CPR

II. Write short note on any Five of the following: (5X 6=30)

1. Write about NYHA classification.
2. Discuss briefly about the regional anaesthesia techniques in Paediatrics.
3. What are the respiratory and cardiovascular physiology changes in Paediatrics.
4. Special Monitoring use in neurosurgical procedures.
5. List out the common emergency codes followed in hospital.
6. Glasscow coma scale.

III. Write very short notes - Any Ten of the following: (10 X 3=30)

1. Define sinus bradycardia.
2. Draw normal ECG waves.
3. List out some common thoracic surgery procedures.
4. Positioning during thoracic surgeries
5. Write about caudal epidural
6. Write about JRM circuit.
7. Write about air embolism
8. Treatment of status epilepticus
9. Mention the advantages and disadvantages of day care anaesthesia.
10. Write about TIVA.
11. Define informed consent.
12. Mention any 2 advantages of methyl prednisolone.

RESUSCITATION, CRITICAL CARE & RECENT ADVANCES

PAPER AT 11 - RESUSCITATION, CRITICAL CARE & RECENT ADVANCES

NAME OF THE SUBJECT	: RESUSCITATION, CRITICAL CARE & RECENT ADVANCES
DURATION OF THEORY CLASSES	: 80 HOURS
DURATION OF TUTORIAL SESSION	: 32 HOURS
THEORY EXAMINATION	: 100 MARKS (80 U+ 20 IA)
DURATION OF THEORY EXAMINATION	: 3 HOURS
PRACTICAL EXAMINATION	: NIL
YEAR IN WHICH SUBJECT PAPER IS TAUGHT	: III YEAR

COURSE DESCRIPTION

The course is designed to acquire knowledge about basics about critical care medicine. To ensure that the students understand the ICU equipment, procedures in clinical practice.

COURSE OBJECTIVES

- Learn & practice the principles intensive care procedures and monitoring in ICU.
- Learn the principles of equipment and drugs used in intensive care unit.
- Knowledge about the common post-operative problems and their management methods.

PROGRAMME OUTCOME

At the end of 4 years of this training session, this curriculum will make students to achieve the following objectives:

ANEST-PO1: Performs the duty as an Anesthesia Technologist with leadership qualities having a good written & communication skill and also skilled at computer applications including E-library.

ANEST-PO2: To gain knowledge about laboratory safety precautions, biomedical waste management adhering to the environmental needs of the society and preventing the spread of infectious diseases.

ANEST-PO3: Understanding the structure and functions of different organs in normal human body.

ANEST-PO4: Ability to perform urinalysis, Serology, hematology, cytology, blood banking, biochemical, microbiological parameters and drug reactions.

ANEST-PO5: To make students assist anesthesiologist during administration and monitoring of anesthesia including cardiopulmonary resuscitation.

ANEST-PO6: To make students apply anatomy and physiology knowledge gained through this curriculum in their Anesthesia technology practice.

ANEST-PO7: To make students aware of the ethical principles, infection control protocol followed in operating room complex.

ANEST-PO8: To make students participate in OT administration, organization and quality improvement.

ANEST-PO9: To make students understand the pharmacological principles pertaining to the drugs used in anesthesia and critical care unit.

ANEST-PO10: To build efficient technologist in handling Anesthesia monitors & Equipment's practice.

ANEST-PO11: To make students effective in preparation of operation theatre for all super specialty surgeries & effective participation in labor analgesia, trauma care and management.

ANEST-PO 12: To make students assist in ICU emergency procedures and providing basic general care and expertise in pulmonology radiological studies, interventional cardiology procedures.

ANEST-PO 13: To identify various life style disorders and with due counseling& guidance advising the patients with proper diet, hygiene and Yoga to keep the body, mind, soul and behavior healthy.

COURSE OUTCOME

The students must acquire the relevant knowledge & learn the skills about the following competencies:

AT ICU CO 1: Learn & practice basic life support and advanced cardiac life support.

AT ICU CO 2: Learn& practice ICU administration, organization and quality improvement.

AT ICU CO 3: Learn practice the pharmacological principles pertaining to the drugs used in critical care.

AT ICU CO 4: Learn& practice ICU Equipment's and monitoring.

AT ICU CO 5: Learn & practice like emergency procedures including cardiopulmonary resuscitation.

COURSE SYLLABUS

UNIT	TITLE	THEORY + TUTORIALS 80 + 32 HOURS
I	GENERAL ICU CARE AND MONITORING <ul style="list-style-type: none"> • General care and transport of ICU patient - eye, skin, bladder care, position, airways, drains, catheters. Transport of critically ill patient to and out of ICU, transport of patient with drains, airway, inotropes, mechanical ventilator. • Monitoring in critical care: vital signs, drains, ECG, fluid intake & output, invasive hemodynamic and central venous pressure monitoring 	15 HOURS+ 5 TUTORIALS

II	INFECTION CONTROL AND NUTRITION IN ICU <ul style="list-style-type: none"> • Infection control in ICU: prevention of cross infection, personal protection, antibiotics and policy. • Nutrition and Fluid balance - total parenteral nutrition, nasogastric tube, gastric tube, jejunostomy tube care and feeding, IV Fluids. 	15 HOURS + 5 TUTORIALS
III	SYSTEMIC DISEASES AND CARE IN ICU <ul style="list-style-type: none"> • Cardiac care in ICU: hypertension, hypotension, arrhythmias, cardiac arrest, BLS, ACLS • Respiratory care in ICU: airway care, Different modes of ventilation, tracheostomy care, endotracheal intubation, mechanical ventilation, care of ventilated patient, complications and weaning. • Respiratory care in ICU: airway care, Different modes of ventilation, tracheostomy care, endotracheal intubation, mechanical ventilation, care of ventilated patient, complications and weaning. • Renal failure: types, etiology, complications, corrective measures • Hepatic failure: types, etiology, complications, corrective measures 	20 HOURS + 12 TUTORIAL
IV	HEAD INJURY AND TRAUMA CARE IN ICU <ul style="list-style-type: none"> • Head injury and Trauma Care: Glasgow coma scale, care of head injury patient, poly trauma patient • Blood and blood products transfusion: Transfusion reactions & complications, Massive transfusion 	15 HOURS + 5 TUTORIALS
V	ACID BASE DISORDERS, NEONATAL VENTILATION, IMAGING IN ICU <ul style="list-style-type: none"> • Acid-base & electrolyte balance and their correction, fluid, electrolyte, nutrition balance and management. • Neonatal mechanical ventilation: intubation and problems inherent to the neonate, basic principles of neonatal ventilation, modes, initiation and maintenance. • Miscellaneous: X-rays, ultrasound, chest and limb physical therapy in ICU 	15 HOURS + 5 TUTORIALS

METHODS OF TEACHING

- Lecture cum discussion
- Demonstration
- Clinical postings
- Log book

METHODS OF EVALUATION

- Written Test
- Laboratory observation Book
- Assignments
- Oral Presentations

REFERENCE BOOKS

- ICU protocols -springer
- Clinical Anesthesiology - 6th edition Morgan
- Principles of anesthesia equipment's - Yasodhanandha ariti
- Comparative pharmacology for anesthetists- Vipin dhama
- Miller anaesthesia

BLUE PRINT

UNIT NO	UNIT	WEIGHTAGE %	MARKS ALLOTTED (80 marks)	LONG ANSWER (10 marks)	SHORT ANSWER (6 marks)	VERY SHORT ANSWER (3 marks)
1	General ICU Care And Monitoring	15	12	-	1	2
2	Infection Control And Nutrition in ICU	15	12	-	1	2
3	Systemic Diseases and Care In ICU	40	32	-	1 + 1*	2 + 2*
4	Head Injury and Trauma Care in ICU	15	12	2 + 2*	1	2
5	Acid Base Disorders, Neonatal Ventilation, imaging in ICU	15	12	-	1	2

Note: * indicates the choice questions

The duration of Examination (University) is Three (3) hours.

The total marks for the University Examination will be 100 marks.

Long Answer Questions : 2 X 10 = 20 marks (Choice 2 out of 4)

Short Answer Questions : 5 X 6 = 30 marks (Choice 5 out of 6)

Very Short Answer Questions : 10 X 3 = 30 marks (Choice 10 out of 12)

TOTAL = Theory 80 + IA 20 = 100 marks

**PAPER AT 11 - RESUSCITATION, CRITICAL CARE & RECENT ADVANCES
MODEL QUESTION PAPER**

DURATION: 3 HRS

MAXIMUM MARKS: 80

Illustrate your answers with suitable diagram wherever necessary

I. Write any two of the following: (2X10=20)

1. (A) Define respiratory failure? List the causes and management of Type 2 respiratory failure.

(OR)

(B) List out the equipment and drugs for transferring the critically ill patient.

2. (A) What is neuromuscular junction? Explain how ACh is released from axon terminal.

(OR)

(B). Classify oxygen delivery devices, add on ventilator devices

II. Write short note on any FIVE of the following: (5X6=30)

1. Mention the indication and contraindications of arterial cannulation.
2. Write about the diagnosis, treatment, anesthetic consideration of Hyperkalemia.
3. Adult BLS algorithm.
4. Critical concepts of high-quality CPR.
5. Write about the complication of blood transfusion.
6. Write about the cause and management of respiratory alkalosis.

III. Write very short notes ten of the following: (10X3=30)

1. Mention the complications of arterial cannulation.
2. Write about Allen's test.
3. Mention the indications of parenteral nutrition.
4. Write about the diagnosis, treatment, anesthetic consideration of Hypokalemia.
5. Mention the auscultatory areas of cardiac failure.
6. Define sinus bradycardia.
7. What is atrial flutter?
8. Name any 2 anti-arrhythmic drugs.
9. Define defibrillation.
10. Define TRALI.
11. Indications of for ABG analysis.
12. Write about the cause and management of metabolic acidosis.

DISCIPLINE ELECTIVE - III YEAR

**SBV DEEMED TO BE UNIVERSITY - FACULTY OF ALLIED HEALTH SCIENCES
B.SC ANESTHESIA TECHNOLOGY
DISCIPLINE ELECTIVE- LABOUR ANALGESIA SYLLABUS**

NAME OF THE SUBJECT PAPER	: LABOUR ANALGESIA
DURATION OF THEORY CLASSES	: 64 HOURS
DURATION OF TUTORIAL SESSION	: NIL
THEORY EXAMINATION	: 50 MARKS (40 U+ 10 IA)
DURATION OF THEORY EXAMINATION	: 1 1/2 HOURS
PRACTICAL EXAMINATION	: NIL

Learning outcomes

- To make students aware & assist the pain management techniques in clinical practice.
- To make students effective participation in handling drugs and tools in clinical practice.

Learning objectives

- Learn the relevant skills and practice labor analgesia techniques in clinical practice.
- Learn & practice the pharmacology of drugs used in labor analgesia.
- Learn about the pain physiology and its management techniques .

SYLLABUS

UNIT 1- Physiology of labor **10 HOURS**

- Introduction - history - anatomical considerations
- anatomy - spine ,pelvis, birth canal ,gravid uterus, blood and nerve supply to uterus .
- physiology of labor
- Anatomy and physiological changes during labor and after delivery
- fetal - neonatal - placental physiology

UNIT 2 - Labor pain **10 HOURS**

- Physiology of pain
- Pain pathways
- Innervations of the uterus and cervix during pregnancy and labor.
- Neuroendocrine aspects of labor pain
- labor pain evaluation
- cognitive and functional aspects of labor pain
- physiological factors affecting pain perception
- Maternal expectations ,information and satisfaction with labor analgesia
- ethical aspects of analgesia in childbirth

UNIT 3- Clinical pharmacology **20 HOURS**

- Pharmacology of General anesthetics and local anesthesia drugs.
- obstetric and post partum pharmacology

- endocrine pharmacology
- pharmacology considerations for newborn resuscitation
- pharmacology of placental drug transfer

UNIT 4-Labor analgesia

24 HOURS

- Labor epidural- introduction -Indications , contraindications
- walking epidural -special considerations
- special consent -patient positioning
- equipments needed
- advantages and disadvantages
- Entonox - chemical structure - description
- pharmacology
- indications - contraindications
- Precautions with cylinders
- adverse effects
- dosage and administration
- overdose

REFERENCE BOOKS

1.Epidural labor analgesia - childbirth without pain - Giorgio capogna editor - springer

MODEL QUESTION PAPER

DURATION: 1 1/2HOURS

MAXIMUM: 40 MARKS

Illustrate your answers with suitable diagram wherever necessary.

I.WRITE A SHORT NOTE ON ANY FIVE OF THE FOLLOWING.

(5*6=30)

1. Components of epidural kit and its uses.
2. Describe patient positioning and its physiological changes.
3. Write about Accidental Dural Puncture during epidural anaesthesia and mention its adverse effects.
4. Entonox
5. Chemical sterilization
6. Composition
7. Advantage and Disadvantage

II.WRITE VERY SHORT NOTES ANY FIVE OF THE FOLLOWING.

(5*2=10)

1. Define Labor Analgesia.
2. Mention the nerve supply of Uterus.
3. Composition of Entonox.
4. Parts of Entonox Cylinder.
5. What are the advantages of Labor Epidural?
6. Name the Systemic Opioids.
7. Maximum dose of Bupivacaine(0.5%) and Lignocaine with adrenaline(2%).
8. Advantages and disadvantage of Lignocaine with adrenaline.

**SBV DEEMED TO BE UNIVERSITY - FACULTY OF ALLIED HEALTH SCIENCES
B.SC ANESTHESIA TECHNOLOGY
DISCIPLINE ELECTIVE-TRAUMA EVALUATION & MANAGEMENT SYLLABUS**

NAME OF THE SUBJECT PAPER	: TRAUMA EVALUATION & MANAGEMENT
DURATION OF THEORY CLASSES	: 64 HOURS
DURATION OF TUTORIAL SESSION	: NIL
THEORY EXAMINATION	: 50 MARKS (40 U+ 10 IA)
DURATION OF THEORY EXAMINATION	: 1 1/2 HOURS
PRACTICAL EXAMINATION	: NIL

Learning outcomes

- To make students assist in all emergency resuscitation procedures.
- To make students effective participation in handling equipment's in clinical practice.

Learning objectives

- Learn the relevant skills and practice the resuscitation techniques clinically.
- Learn & practice the pharmacology of drugs used in emergency medicine.
- Learn & practice equipments and monitoring in clinical practice.

SYLLABUS

UNIT 1- INTRODUCTION	6 HRS
<ul style="list-style-type: none">• Concept,priorities,principles and Scope of emergency care .• Organization of emergency services : physical setup, staffing, Equipment and supplies, protocols.• Concepts of triage and role of triage person.• Coordination and involvement of different departments and facilities. Principles of emergency management.	
UNIT 2 -BASIC PRINCIPLES OF TRAUMA CARE (ATLS) -	8 HRS
<ul style="list-style-type: none">• The principles of kinetic energy Mechanism-Basic mechanic of soft Injury Pattern.• Primary survey• Secondary survey as appropriate Re-assessment• Identification of Life threatening injuries , Shock -different types & Categories Revised trauma score, Glasgow Coma Score , Lifting & transporting of injured persons Splints and Immobilization,	
UNIT 3 - LIFE SUPPORT & RESUSCITATION	14 HRS
<ul style="list-style-type: none">• Basic life support in perspective.• Cardiopulmonary function and actions for survival .• Adult Basic life support, Advanced Cardiac life support , Pediatric Basic Life support.• Special resuscitation situations (drowning, hanging, Pregnancy)• Safety during CPR training and actual rescue.• Pharmacology of emergency drugs	

UNIT 4 -INSTRUMENTATION IN EMERGENCY SERVICES**16 HRS**

- Introduction to Biomedical engineering (Man - machine relationship)
- Intubating aids
- Invasive and non invasive monitoring
- Emergency resuscitation equipment
- Radiology equipment & radiation hazards
- Suction machine& nebulizer.
- Ambulance and its power supply
- Infant warmer & incubator

UNIT 5 -CLINICAL PROCEDURES IN EMERGENCY ROOM**20 HRS****A) ASSESSMENT**

- Vital Sign Measurement
- Pulse assessment
- Respiratory assessment
- Temperature assessment
- Blood pressure assessment

B) RESPIRATORY PROCEDURES

- Endotracheal intubation and extubation
- Drugs through ET tube
- Tracheostomy insertion and management
- Suctioning an artificial airway:
- Naso tracheal suctioning
- Insertion of nasopharyngeal and oropharyngeal airway
- Mechanical ventilation
- Intercostal drainage
- pneumothroax and management
- rib fracture -diagnosis , treatment and management .

C) NONINVASIVE ASSESSMENT AND SUPPORT OF OXYGENATION AND VENTILATION**REFERENCE BOOKS**

1. Paramedic practice today above and beyond -Barbara - Mosby Elsevier
- 2.Clinical procedures in emergency medicine by Robert & Hedges -Saunders.
- 3.First Aid - St.John's Ambulance Associate

MODEL QUESTION PAPER

DURATION: 1 1/2 HOURS

MAXIMUM: 40 MARKS

Illustrate your answers with suitable diagram wherever necessary.

II. WRITE SHORT NOTE ON ANY FIVE OF THE FOLLOWING.

(5*6=30)

1. Glasgow coma score.
2. Explain in detail about types of shock.
3. Equipments used in difficult intubation
4. Types of trauma.
5. Post traumatic stress disorder.
6. Difficult Airway algorithm.

III. WRITE VERY SHORT NOTE ANY FIVE OF THE FOLLOWING.

(5*2=10)

1. Trauma management principle .
2. Mention the Treatable life threatening conditions.
3. Definitive airway.
4. Indications for advanced airway.
5. Circulation Assessment.
6. Phases of Trauma care management.
7. Trauma score.
8. Lifting and Transporting persons splints and immobilization.
9. What is primary trauma?
10. Causes of Trauma.

**SBV DEEMED TO BE UNIVERSITY - FACULTY OF ALLIED HEALTH SCIENCES
B.SC ANESTHESIA TECHNOLOGY
DISCIPLINE ELECTIVE- INTERVENTIONAL CARDIOLOGY**

NAME OF THE SUBJECT PAPER	: INTERVENTIONAL CARDIOLOGY
DURATION OF THEORY CLASSES	: 64 HOURS
DURATION OF TUTORIAL SESSION	: NIL
THEORY EXAMINATION	: 50 MARKS (40 U+ 10 IA)
DURATION OF THEORY EXAMINATION	: 1 1/2 HOURS
PRACTICAL EXAMINATION	: NIL

Learning outcomes

- To make students assist in all cardiac emergency resuscitation procedures .
- To make students effective participation in handling equipments in clinical practice.

Learning objectives

- Learn the relevant skills and practice the resuscitation techniques in clinical practice.
- Learn & practice basic and advanced cardiac catheterization procedures.
- Learn & practice equipments and monitoring in clinical practice.

UNIT 1- APPLIED ANATOMY & PHYSIOLOGY - MEDICINE RELAVANT TO CVS 16 HRS

- Relevant anatomy and physiology of cardiovascular system, blood vessels.
- Assessment , history - etiology , pathophysiology , clinical manifestations, diagnosis ,treatment modalities of vascular system (hypertension ,hypotension , arteriosclerosis ,Reynaud's disease , aneurysm) , coronary artery diseases, ischemic heart diseases, valvular heart diseases , rheumatic heart diseases ,cardiac myopathies, congestive cardiac failure)

UNIT 2- ECHOCARDIOGRAPHY 24 HRS

- Echocardiography in valvular heart disease
- Echocardiography in cardiomyopathies
- Echocardiography detection of congenital heart disease
- Transesophageal Echocardiography
- Transthoracic Echocardiography
- Stress echo cardiography and contrast echo cardiography

UNIT 3- CARDIAC CATHETERIZATION -BASICS 4 HRS

- Types of catheter
- Catheter cleaning and packing
- table movement
- image intensifier movement
- pressure recording system
- Cath Lab preparations, Monitoring, Anesthesia Requirements and Safety precautions

UNIT 4- CARDIAC CATHETERIZATION -ADVANCED**20 HRS**

- Contrast agents
- coronary angioplasty
- pediatric interventions
- balloon mitral valvuloplasty
- peripheral interventions
- intra aortic balloon pump
- thromboembolic disease
- cardiac pacing
- cardiac electrophysiology
- complications and management
- shifting of cath lab patient to cardio thoracic theatre for managing complications
- cardiopulmonary bypass machine
- ACT
- Thromboelastography

REFERENCE BOOKS

- 1.Echocardiography-Feigenbaum
- 2.Cardiac catheterization -Grossman

MODEL QUESTION PAPER**DURATION: 1 1/2 HOURS****MAXIMUM: 40 MARKS**

Illustrate your answers with suitable diagram wherever necessary.

I. WRITE SHORT NOTES ANY FIVE OF THE FOLLOWING. (5*6=30)

1. Causes of chest pain and how will you identify ischemic cardiac pain?
2. Hypertensive emergencies.
3. Classification of hypertensive drugs.
4. Complications after CABG surgery(Coronary artery bypass surgery)
5. Post operative atrial fibrillation.
6. Holter test.

II. WRITE VERY SHORT NOTES ON ANY FIVE OF THE FOLLOWING. (5*2=10)

1. Define Cardiac output.
2. Mention the causes for Congenital cyanotic heart disease.
3. Cardiac Myxomas.
4. Flutter waves.
5. How to prevent heart disease?
6. Uses of Adrenaline.
7. Pericardiectomy.
8. Methods of cardiopulmonary bypass.
9. Burger's disease.
10. Deep vein thrombosis.

**SBV DEEMED TO BE UNIVERSITY - FACULTY OF ALLIED HEALTH SCIENCES
B.SC ANESTHESIA TECHNOLOGY
DISCIPLINE ELECTIVE- PULMONARY MEDICINE**

NAME OF THE SUBJECT PAPER	: PULMONARY MEDICINE DURATION OF
THEORY CLASSES	: 64 HOURS
DURATION OF TUTORIAL SESSION	: NIL
THEORY EXAMINATION	: 50 MARKS (40 U+ 10 IA)
DURATION OF THEORY EXAMINATION	: 1 1/2 HOURS
PRACTICAL EXAMINATION	: NIL

Learning outcomes

- To make students assist in all respiratory emergency resuscitation procedures
- To make students effective participation in handling equipments in clinical practice.

Learning objectives

- Learn the relevant skills and practice the resuscitation techniques in clinical practice.
- Learn & practice basic and advanced respiratory therapy.
- Learn & practice equipments and monitoring in clinical practice.
- Learn the basic principles of interventional pulmonology

SYLLABUS

UNIT 1- APPLIED ANATOMY & PHYSIOLOGY - MEDICINE RELAVANT TO RS	16 HRS
<ul style="list-style-type: none">• Relevant anatomy and physiology of Respiratory system.• Assessment , history - etiology , pathophysiology , clinical manifestations, diagnosis ,treatment of chronic obstructive pulmonary diseases, chronic bronchitis ,ARDS ,Interstitial lung diseases ,ventilator associated pneumonia ,asthma ,emphysema,bronchiectasis ,pulmonary fibrosis, acute chest trauma, ventilation and perfusion abnormalities .	
UNIT 2-DIAGNOSTIC TECHNIQUES IN CARDIO RESPIRATORY DISEASES	20 HRS
<ul style="list-style-type: none">• Arterial Blood Gas Interpretation• Pulse Oximetry• Systematic Interpretation Of Chest X Ray• Pulmonary Function Test - Spirometry• Ventilator Graphy	
UNIT 3- RESPIRATORY CARE -EQUIPMENTS & DRUGS	12 HRS
<ul style="list-style-type: none">• medical gas supplies• oxygen flow meters• humidifiers• pulse oximeter• spirometer• NIV• intubating aids• nebulizers	

- ICD
- drugs used to treat respiratory diseases.

UNIT 4- RESPIRATORY THERAPY TECHNIQUES

16 HRS

- Oxygen therapy
- aerosol therapy
- suctioning method
- ICD insertion , complications
- ET intubation techniques
- bronchoscopy
- chest physiotherapy - postural drainage

REFERENCE BOOKS

1. George mathew .k. medicine prep manual 1st edition .B.I churchill livingstone
2. scot irwin, Jan stephen tecklin , cardiopulmonary physical therapy a guide to practice.

MODEL QUESTION PAPER

DURATION: 1 1/2 HOURS

MAXIMUM: 40 MARKS

Illustrate your answers with suitable diagram wherever necessary.

I. WRITE SHORT NOTES ANY FIVE OF THE FOLLOWING.

(5*6=30)

1. Write about Positive End Expiratory Pressure (PEEP).
2. What is cyanosis? list four causes for it.
3. Respiratory alkalosis and acidosis.
4. Nerve supply of Diaphragm.
5. Anti-tuberculous drug.
6. Explain about respiratory monitoring .

II. WRITE VERY SHORT NOTE ANY FIVE OF THE FOLLOWING.

(5*2=10)

1. Classify lung cancer.
2. Write briefly about salbutamol.
3. Diagnosis of acute lung injury.
4. What is asbestosis?
5. Write the steps in thoracentesis.
6. What are the triggers of bronchial asthma?
7. Draw adult AMBU bag .
8. Writre three causes of pleural effusion.

QUESTION BANK

B.Sc. AHS I YEAR

PAPER-1: ANATOMY

UNIT: 1 GENERAL ANATOMY

HUMAN CELL

Q. NO	TOPICS	TYPE
1.	Discuss the Cell & its Organelles.	SAQ

EPITHELIUM

Q.NO	TOPICS	TYPE
1.	Classification of Epithelium with its examples.	SAQ
2.	Draw the neat label diagram of Simple epithelium with its examples.	SAQ
3.	Draw the neat label diagram of Compound epithelium with its examples.	SAQ
4.	Write a note on Goblet cell.	VSAQ
5.	Write a note on Basement membrane of epithelium.	VSAQ

GLANDS

Q.NO	TOPICS	TYPE
1.	Classification of Glands with its examples.	SAQ
2.	Discuss the Microscopic structure of Mucous / Serous / Mixed salivary gland with its examples.	SAQ

CARTILAGE

Q.NO	TOPICS	TYPE
1.	Discuss the Microscopic structure of Hyaline cartilage / Elastic cartilage / White fibro cartilage with its examples.	SAQ
2.	Classification of Cartilage with its examples.	VSAQ
3.	Write a note on Perichondrium.	VSAQ

BONE

Q.NO	TOPICS	TYPE
1.	Classification of Bones with its examples.	SAQ
2.	Draw & Discuss the Microscopic structure of Compact bone (T.S)	SAQ
3.	Discuss the blood supply of long bone.	SAQ
4.	List out the bones in region wise.	SAQ
5.	State the parts of growing long bone.	VSAQ
6.	State the parts of adult long bone.	VSAQ
7.	Write a note on Periosteum.	VSAQ
8.	Write a note on carpal bones.	VSAQ
9.	Write a note on Sesamoid bone.	VSAQ
10.	Write a note on Fontanelae of fetal skull.	VSAQ
11.	Write a note on Haversian system of compact bone.	VSAQ
12.	List out the structural differences between the Bone & Cartilage.	VSAQ

JOINTS

Q.NO	TOPICS	TYPE
1.	Classification of Joints with its examples.	SAQ
2.	Classification of Synovial joint with its examples.	SAQ
3.	Discuss the structure of synovial joint.	SAQ

4.	Classification of Cartilagenous joint with its examples.	SAQ
----	--	-----

MUSCULAR TISSUE

Q.NO	TOPICS	TYPE
1.	Draw & Discuss the Microscopic structure of Skeletal muscle / Cardiac muscle / Smooth muscle with its examples.	SAQ
2.	Classification of muscular tissue with its examples.	VSAQ
3.	State the muscles of mastication & its nerve supply.	VSAQ
4.	List out the microscopic structural differences between the types of muscles.	VSAQ

SKIN

Q.NO	TOPICS	TYPE
1.	Draw & Discuss the Microscopic structure of Thick / Thin skin.	SAQ
2.	Classification / Types of skin with its example.	VSAQ
3.	List out the structural differences between the types of skin.	VSAQ

UNIT: 2 CARDIOVASCULAR SYSTEMS

MEDIASTINUM

Q.NO	TOPICS	TYPE
1.	Definition, location & general boundary / outline boundary of Mediastinum.	SAQ
2.	Discuss the boundaries & contents of Superior mediastinum.	SAQ
3.	Discuss the boundaries & contents of Inferior mediastinum.	SAQ

HEART

Q.NO	TOPICS	TYPE
1.	Explain the gross features of Right atrium under following headings - a) Definition, b) location, c) external features, d) internal features, e) Function, f) arterial supply.	LAQ
2.	Describe the Blood supply of Heart.	LAQ
3.	Discuss the location & External features of Heart.	SAQ
4.	Discuss the Valves of Heart. (A.V -valve & Semilunar valve)	SAQ
5.	Discuss the Systemic & Pulmonary circulation of Heart.	SAQ
6.	Discuss the Right coronary artery / Left coronary artery under following headings - a) Origin, b) course, c) branches.	SAQ
7.	Write a note on Apex of Heart.	VSAQ
8.	List out the chambers & great blood vessels of Heart.	VSAQ
9.	Trace the conducting system of Heart.	VSAQ
10.	State the definition, layers, sinuses & nerve supply of Pericardium.	VSAQ

BLOOD VESSELS

Q.NO	TOPICS	TYPE
1.	Describe the Portal vein under following headings - a) Definition, b) formation, c) location, d) course, e) branches, f) Parts, g) Tributaries.	LAQ
2.	Explain the Cavernous sinus under following headings - a) Definition, b) location, c) measurement, d) extension, e) relations,	LAQ

	f) Tributaries, g) communications.	
3.	Parts & branches of Aorta	SAQ
4.	Discuss the origin, course, parts & branches of Subclavian artery.	SAQ
5.	Discuss the origin, course, parts & branches of Axillary artery.	SAQ
6.	Discuss the origin, course & branches of Brachial artery.	SAQ
7.	Discuss the origin & branches of Internal iliac artery.	SAQ
8.	Discuss the origin, course & branches of External carotid artery.	SAQ
9.	Discuss the origin, parts, course & branches of Internal carotid artery.	SAQ
10.	Classification of Dural venous sinuses.	SAQ / VSAQ
11.	Enumerate the branches of Brachial artery.	VSAQ
12.	State the branches of Radial & Ulnar artery.	VSAQ
13.	State the branches of Femoral artery.	VSAQ
14.	List out the sites of Peripheral pulse.	VSAQ
15.	List out the sites of Porto caval anastomosis.	VSAQ
16.	State the formation, course & termination of Great saphenous vein / Short saphenous vein.	VSAQ
17.	Write a note on Cysterna chyli.	VSAQ
18.	Formation, location & branches of Superficial palmar arch / Deep palmar arch.	VSAQ

UNIT: 3 RESPIRATORY SYSTEM

Q.NO	TOPICS	TYPE
1.	Explain the Larynx under following headings - a) Definition, b) location, c) extension, d) measurement, e) Skeletal framework, f) function.	LAQ
2.	Explain the Lung under following headings - a) Definition, b) location, c) coverings, d) weight & Colour, e) external features, f) medial surface impression, g) hilum, h) Root of lung, i) blood supply, j) note on Bronchopulmonary segments.	LAQ
3.	Discuss the definition, formation & structures opening in the Lateral wall of nose.	SAQ
4.	Discuss the definition, extension, measurement, external feature of Trachea.	SAQ
5.	Discuss the definition, layers, parts of layers, recesses, nerve supply of Pleura.	SAQ / VSAQ
6.	State the parts of Respiratory system.	VSAQ
7.	Enumerate the structures forming the Nasal septum.	VSAQ
8.	Write a note on Carina.	VSAQ
9.	Write a note on Bronchopulmonary segments.	VSAQ
10.	List out the Para nasal air sinuses.	VSAQ
11.	Enumerate the muscles of Respiration & state its nerve supply.	VSAQ

UNIT: 4 DIGESTIVE SYSTEMS

Q.NO	TOPICS	TYPE
1.	Describe the Tongue under following headings - a) Definition, b) location, c) parts, d) external features, e) muscles, f) Nerve supply.	LAQ
2.	Explain the Pharynx under following headings -	LAQ

	a) Definition, b) location, c) extension, d) sub-division, e) Muscles forming the pharynx, f) nerve supply.	
3.	Explain the Stomach under following headings - a) Definition, b) location, c) capacity, d) measurement, e) External features, f) Parts, g) relations, h) blood supply.	LAQ
4.	Describe the Duodenum under following headings - a) Definition, b) location, c) parts, d) measurement, e) external features, f) Internal features (2 nd part), g) blood supply.	LAQ
5.	Explain the Liver under following headings - a) Definition, b) location, c) Colour, d) weight, e) external features, f) Relations, g) bare area, h) Porta hepatis, i) blood supply, j) function.	LAQ
6.	Explain the Pancreas under following headings - a) Definition, b) location, c) anatomical & functional parts, d) measurement, e) Colour, f) external features, g) relations, h) Duct of pancreas, i) Blood supply.	LAQ
7.	Discuss the location & external features of Tongue.	SAQ
8.	Discuss the parts, muscles of Tongue & state its nerve supply.	SAQ
9.	Discuss the location, external features, parts & blood supply of stomach.	SAQ
10.	Discuss the external & internal features of the 2 nd part of Duodenum.	SAQ
11.	Discuss the Caecum under following headings - a) Definition, b) location, c) measurement, d) types, e) external features, f) Internal features, g) blood supply.	SAQ
12.	Discuss the Appendix under following headings - a) Definition, b) location, c) parts, d) measurement, e) position, f) Blood supply.	SAQ
13.	Discuss the characteristic features / cardinal features of Large intestine.	SAQ
14.	Discuss the Extra hepatic biliary apparatus under following headings - a) Definition, b) parts, c) measurement, d) function, e) Note on gall bladder.	SAQ
15.	Discuss the definition, location, origin, course & branches of Coeliac trunk.	SAQ
16.	List out the parts of Digestive system.	VSAQ
17.	State the parts & papillae of Tongue.	VSAQ
18.	State the nerve supply of Tongue.	VSAQ
19.	Enumerate the muscles of Tongue.	VSAQ
20.	State the extension & sub-divisions of Pharynx.	VSAQ
21.	State the extension & constrictions of Esophagus.	VSAQ
22.	List out the structural differences between the Jejunum & Ileum.	VSAQ
23.	State the location & types of Caecum.	VSAQ
24.	State the location / parts & position of Appendix.	VSAQ
25.	Write a note on Porta hepatis.	VSAQ
26.	Write a note on bare area of Liver.	VSAQ
27.	Write a note on Pancreatic duct.	VSAQ
28.	Enumerate the parts & function of Biliary apparatus.	VSAQ
29.	Classification of Salivary glands.	VSAQ
30.	State the branches of Superior mesenteric artery.	VSAQ
31.	State the branches of Inferior mesenteric artery.	VSAQ

32.	State formation of Marginal artery / artery of Drummond.	VSAQ
-----	--	------

UNIT: 5 URINARY SYSTEM

Q.NO	TOPICS	TYPE
1.	Explain the Kidney under following headings - a) Definition, b) location, c) measurement, d) Colour, e) external features, f) Hilum, g) relations, h) coverings, i) internal features, j) Blood supply.	LAQ
2.	Explain the Urinary bladder under following headings - a) Definition, b) location, c) shape, d) measurement, e) capacity, f) External features, g) relations, h) supports, i) Internal features (Trigone of urinary bladder), j) blood supply, k) role.	LAQ
3.	Discuss the location & relations of Kidney.	SAQ
4.	Discuss the extension, parts, measurement, constrictions & blood supply of Ureter.	SAQ
5.	Discuss the external features & supports of Urinary bladder.	SAQ
6.	State the parts of Urinary system.	VSAQ
7.	Write a note on hilum of kidney.	VSAQ
8.	State the extension, parts & constrictions of ureter.	VSAQ
9.	Write a note on Trigone of urinary bladder.	VSAQ
10.	State the definition, extension & parts of Male urethra.	VSAQ
11.	Write a note on Female urethra.	VSAQ

UNIT: 6 REPRODUCTIVE SYSTEMS

MALE REPRODUCTIVE SYSTEM

Q.NO	TOPICS	TYPE
1.	Explain the Testis under following headings - a) Definition, b) location, c) measurement, d) shape, e) external features, f) Coverings, g) internal features, h) functions, i) blood supply.	LAQ
2.	Describe the Prostate gland under following headings - a) Definition, b) location, c) shape, d) measurement, e) shape, f) External features, g) lobes, h) coverings, i) blood supply.	LAQ
3.	Discuss the location, external features, layers & blood supply of Scrotum.	SAQ
4.	Discuss the External & internal features of Testis.	SAQ
5.	Discuss the External features, lobes & coverings of Prostate.	SAQ
6.	State the parts of Male Reproductive system.	VSAQ.
7.	Enumerate the layers of Scrotum & state its nerve supply.	VSAQ.
8.	State the parts & role of Epididymis.	VSAQ.
9.	State the coverings of Testis & Prostate.	VSAQ.
10.	State the coverings & contents of Spermaticcord.	VSAQ.

FEMALE REPRODUCTIVE SYSTEM

Q.NO	TOPICS	TYPE
1.	Explain the Mammary gland under following headings - a) Definition, b) location, c) extension, d) shape, e) structures / features, f) Blood supply.	LAQ
2.	Explain the Uterus under following headings - a) Definition, b) location, c) shape, d) measurement, e)	LAQ

	external features, f) Positions, g) relations, h) supports, i) blood supply.	
3.	Discuss the Gross structure of Mammary gland.	SAQ
4.	Discuss the location & external features of Uterus.	SAQ
5.	Discuss the location, position & supports of Uterus.	SAQ
6.	Discuss the external & internal features of Ovary.	SAQ
7.	State the parts of Female Reproductive system.	VSAQ
8.	State the parts & role of Fallopian tube.	VSAQ
9.	Enumerate the ovarian follicles.	VSAQ
10.	State the parts & positions of Uterus.	VSAQ

UNIT: 7 ENDO CRINE SYSTEM

Q.NO	TOPICS	TYPE
1.	Describe the Thyroid gland under following headings - a) Definition, b) location, c) hormones, d) peculiarities, e) external features, f) Parts, g) relations, h) coverings, i) blood supply, j) Functions.	LAQ
2.	Explain the Pituitary gland under following headings - a) Definition, b) location, c) shape, d) measurement, e) external features & hormones, f) Blood supply.	LAQ
3.	Explain the Suprarenal gland under following headings - a) Definition, b) location, c) measurement, d) external features, e) Internal features, f) hormones, g) blood supply.	LAQ
4.	Discuss the external features of Thyroid gland, state its coverings & blood supply.	SAQ
5.	Discuss the external features & hormones of Pituitary gland.	SAQ
6.	Discuss the external & internal features of Suprarenal gland & state its hormones.	SAQ
7.	List out the Endocrine glands.	VSAQ
8.	Classification of Endocrine glands.	VSAQ
9.	State the location & blood supply of Thyroid gland.	VSAQ
10.	State the location & hormones of Pituitary gland.	VSAQ
11.	State the location & hormones of Parathyroid gland.	VSAQ

UNIT: 8 NERVOUS SYSTEM

Q.NO	TOPICS	TYPE
1.	Classification of Nervous system.	SAQ
2.	Discuss the Cerebrum under following headings - a) Definition, b) location, c) external features.	SAQ
3.	Discuss the external features & blood supply of Cerebrum.	SAQ
4.	Discuss the Supero-lateral surface of Cerebrum.	SAQ
5.	Discuss the Cerebellum under following headings - a) Definition, b) location, c) nucleus, d) functions, e) blood supply.	SAQ
6.	Discuss the Spinal cord under following headings - a) Definition, b) location, c) extension, d) measurement, e) coverings, f) Blood supply.	SAQ
7.	Discuss the extension & external features of Spinal cord.	SAQ
8.	Discuss the location & external features of Midbrain.	SAQ
9.	Discuss the location & external features of Pons.	SAQ
10.	Discuss the location & external features of Medulla oblongata.	SAQ
11.	Discuss the blood supply of Brain.	SAQ

12.	Discuss the formation of Circle of Willis.	SAQ
13.	Classification of Cranial nerves.	SAQ / VSAQ
14.	State the parts of Brain.	VSAQ
15.	Write a note on Sulci & Gyri.	VSAQ
16.	State the location & nucleus of Cerebellum.	VSAQ
17.	State the layers of Meninges & its space.	VSAQ
19.	State the layers of meninges & its modification.	VSAQ
18.	State the modification of Spinal meninges.	VSAQ
20.	Enumerate the cranial nerves emerges from Midbrain / Pons / Medulla oblongata.	VSAQ
21.	List out the Cranial nerves.	VSAQ
22.	List out the Basal nuclei	VSAQ
23.	State the location & parts of Corpus callosum.	VSAQ

UNIT: 9 GENERAL EMBRYOLOGY

Q.NO	TOPICS	TYPE
1.	Discuss the stages of Spermatogenesis.	SAQ
2.	Discuss the stages of Oogenesis.	SAQ
3.	Discuss the Placenta under following headings - a) Definition, b) external features, c) functions.	SAQ
4.	Write a note on Fertilization & state its phases.	VSAQ
5.	Write a note on Implantation.	VSAQ
6.	Write a note on Ovulation.	VSAQ

PAPER 2 - PHYSIOLOGY

UNIT - I

GENERAL PHYSIOLOGY

Very short answer questions (VSAQ)

1. Draw labeled diagram of human cell and mention any four functions of cell organelles.
2. Explain one function of
 - a) Mitochondria, b). Golgi apparatus
 - c) Endoplasmic reticulum d) Ribosome
3. Give two differences between mitosis and meiosis.
4. Name the phases of mitosis
5. Name different types of intercellular connections?
6. Classify various mechanisms of transport across cell membrane.
7. Describe different mechanism of passive transport across the cell membrane
8. Describe different mechanism of active transport across the cell membrane
9. Define osmosis. Give examples.
10. Define symport. Give one example.
11. Define antiport. Give one example.
12. Define homeostasis. Name the types of feedback mechanisms involved in homeostasis with one example.
13. Briefly explain negative feedback mechanisms with examples.
14. Briefly explain positive feedback mechanisms with examples.
15. Give normal values of i) Intracellular fluid (ICF), ii) Extracellular fluid (ECF), iii) plasma and iv) Interstitial fluid

HEMATOLOGY (BLOOD)

Long answer questions (LAQ)

1. What is erythropoiesis? Describe the stages and factors influencing it.
2. What is anemia? Describe the types of anemia. Give the blood picture in each of them.
3. What is immunity? Explain its types.
4. Explain the mechanism of hemostasis.
5. Explain intrinsic and extrinsic mechanisms of blood clotting.
6. Name the blood group systems. Explain the basis for its classification. Add a note on its clinical importance.

Short answer questions (SAQ)

1. Briefly describe the composition of blood.
2. Write the functions of blood.
3. List the plasma proteins. Write its functions.
4. What is Erythropoiesis? List its stages.
5. Define anemia with types. Explain iron deficiency anemia.
6. Briefly explain ABO and Rh system.
7. Erythroblastosis fetalis.
8. Define hemostasis with stages.
9. Name the clotting factors.
10. Define immunity. What are its types?

Very short answer questions (VSAQ)

1. Classifications of WBC.
2. Functions of neutrophil.
3. What is Phagocytosis?
4. Functions of eosinophil.
5. Functions of basophil.
6. Functions of lymphocytes.
7. Functions of red blood cell (RBC).
8. Write the normal values of hemoglobin in adults male and female.
9. Functions of hemoglobin.
10. Functions of platelets.
11. What is hemophilia?
12. What is anticoagulant?
13. Name any two anticoagulants.
14. Name the blood group systems.
15. Define Landsteiner's law.
Mismatch transfusion.

UNIT - II

CARDIOVASCULAR SYSTEM

Long answer questions (LAQ)

1. Define cardiac cycle. Explain with the help of a diagram the mechanical and pressure changes during cardiac cycle.
2. Draw a labelled diagram showing the innervations of heart. Describe the regulation of heart rate.
3. Define blood pressure. Give its normal values. Write the factors controlling blood pressure.
4. Define cardiac output and cardiac index. Give its normal values. Describe the factors regulating cardiac output.
5. What is shock? What are its types? Discuss the cardiovascular compensatory changes that occur during shock.

Short Answer Questions (SAQ)

1. Write the difference between pulmonary and systemic circulation.
2. Briefly describe the conducting system of heart.
3. Draw labeled diagram of conducting system of heart.
4. List out the properties of cardiac muscle. Briefly explain any two properties.
5. Draw a normal Lead II ECG indicating its waves and segments.
6. Define blood pressure (BP). What are the components of it and write its normal range.
7. List the factors affecting blood pressure
8. Define cardiac cycle. List the events during cardiac cycle.
9. Define shock. Name its types.
10. Briefly explain the types of heart sounds.

Very Short Answer Questions (VSAQ)

1. Write any two differentiating points between pulmonary and systemic circulation.
2. Define blood pressure.
3. What is systolic blood pressure? Write its normal value.
4. What is diastolic blood pressure? Write its normal value.
5. Define pulse. Write its normal range.
6. Write any two differences between tachycardia and bradycardia.
7. Define cardiac output. Write its normal values.
8. Define stroke volume. Write its normal values.
9. What is electrocardiogram (ECG)?
10. List any four properties of cardiac muscle.

UNIT III

RESPIRATORY SYSTEM

Long answer questions (LAQ)

1. Describe the mechanics of breathing.
2. Explain oxygen transport in the blood. Describe the oxygen dissociation curve.
3. Discuss the transport of carbon dioxide in the blood.
4. Name the respiratory centers. Explain the neural regulation of respiration.
5. Classify hypoxia. Describe the types with suitable examples.

Short answer questions (SAQ)

1. Briefly explain the mechanism of inspiration.
2. Briefly explain the mechanism of expiration.
3. Draw labeled diagram of pontine and medullary respiratory centers.
4. Briefly explain the transport of oxygen in the blood.
5. Briefly explain the transport of carbon dioxide in the blood.
6. Draw labeled diagram of normal spirogram indicating lung volume and capacities.
7. Define and give normal values of lung volumes.
8. Define and give normal values of lung capacities.
9. What is surfactant? Give its function.
10. Define hypoxia. List its various types.
11. Classify and explain any one type of hypoxia.

Very short answer questions (VSAQ)

1. Name the inspiratory muscles.
2. Name the expiratory muscles.
3. Name the respiratory and non-respiratory functions of lungs.
4. Write any four functions of respiratory system.
5. Function of surfactant.
6. Name the respiratory centers.
7. Normal values of lung volumes.
8. Normal values of lung capacities.
9. Draw labeled diagram of respiratory center.
10. List the types of hypoxia.
11. Vital Capacity.

12. What is dead space?
13. What is hypoxia?
14. What is dyspnea?
15. What is cyanosis?
16. What is periodic breathing?

UNIT - IV

IV - GASTRO-INTESTINAL PHYSIOLOGY

Long Answer Questions (LAQ)

1. Describe the phase and control of deglutition. Add a note on its applied importance.
2. Write the composition of saliva? Describe the regulation of salivary secretion. Discuss its functions.
3. Describe the composition and phases of gastric secretion. Briefly explain the HCl secretion in stomach.
4. Describe the phases of pancreatic secretion.

Short Answer Questions (SAQ)

1. Give the composition and functions of saliva?
2. Give composition and functions of gastric secretion?
3. Briefly explain mechanism of HCl secretion
4. Give composition and functions of pancreatic secretion?
5. Briefly explain entero-hepatic circulation with neat diagram.
6. Briefly explain the functions of liver.
7. Classify gastro intestinal (GI) hormones and write its actions of any two hormones.
8. Peptic ulcer.

Very Short Answer Questions (VSAQ)

1. What is mastication?
2. What is deglutition?
3. Write any four functions of saliva.
4. Write any four functions of liver.
5. Functions of pancreatic juice.
6. Name any four GI hormones.
7. Functions of gastrin.
8. Functions of secretin.
9. Functions of cholecystokinin pancreozymin.
10. What are the movements of stomach?
11. What are the movements of small intestine?
12. What are the movements of large intestine?
13. Write any four functions of bile.
14. What is the difference between liver and gall bladder bile?

UNIT - IV

RENAL PHYSIOLOGY (EXCRETORY SYSTEM)

Long Answer Questions (LAQ)

1. Describe the mechanism of urine formation.
2. Define GFR (Glomerular filtration rate). Write its normal values. Briefly explain the factors affecting GFR.

3. Describe the Structure and functions of juxta glomerular apparatus
4. Draw a labeled diagram showing nerve supply to the urinary bladder. Explain the mechanism of micturition. What is a neurogenic bladder?
5. Describe the role of counter current multiplier and exchange system in concentrating urine.
6. Discuss the role of different buffer systems in regulation of acid - base balance.

Short Answer Questions (SAQ)

1. Briefly explain the functions of kidney.
2. Briefly explain the formation of urine.
3. Briefly explain mechanism behind voiding of urine.
4. Define GFR (Glomerular filtration rate). Write its normal values. List the factors affecting GFR.
5. What is the normal renal blood flow? How is it measured?
6. List the Special features of renal blood flow.
7. List any three differences between Cortical and Juxtamedullary nephrons.
8. Draw a labeled diagram of juxtaglomerular apparatus. What are its functions?
9. With a flow chart and suitable diagram, indicate the process of micturition reflex.
10. Briefly explain the role of ADH (Anti-diuretic hormone) on kidney?
11. Briefly explain renal dialysis.

Very Short Answer Questions (VSAQ)

1. Draw labeled diagram of a nephron.
2. Draw labeled diagram of filtration membrane
3. Write any four functions of kidney.
4. Functions of macula densa and Juxtaglomerular cells
5. What are the steps of urine formation?
6. Give one substances used to measure GFR and renal plasma flow.
7. What is micturition reflex?
8. What is cystometrogram?
9. Filtration fraction.
10. Define renal clearance.
11. Name the types of renal clearance.
12. List any three differences between cortical and medullary nephrons.
13. What is diuresis?
14. What is diuretics?
15. Name any two diuretics.
16. Give two functions of skin?

UNIT - V

V - ENDOCRINE PHYSIOLOGY

Short Answer Questions (SAQ)

1. List the anterior pituitary (Adenohypophysis) hormones. Give any two hormone functions.
2. Mention the physiological role of GH (Growth hormone). Add a note on its hyper and hypo secretion.
3. Name the posterior pituitary hormones. Give their functions.
4. Name the adrenal cortical and medullary hormones. Mention the functions of glucocorticoids.

5. Mention the functions of aldosterone.
6. Name the thyroid hormones. Write its functions.
7. Name the hormones synthesized by pancreas. Mention their role in maintaining blood glucose.
8. Explain the actions of hormones on hyperglycemia and hypoglycemia.

Very Short Answer Questions (VSAQ)

1. Name any four hypothalamic hormones.
2. Name the anterior pituitary (Adenohypophysis) hormones.
3. List the posterior pituitary (Neurohypophysis) hormones
4. What is diabetes mellitus? What are its types?
5. What is the difference between gigantism and acromegaly?
6. What is dwarfism?
7. Name the thyroid hormones.
8. Write any two functions of thyroid hormones.
9. What is Grave's disease?
10. What is myxedema?
11. What is cretinism?
12. What is the difference between myxedema and cretinism?
13. Functions of parathormone.
14. Functions of mineralocorticoids (Aldosterone).
15. Functions of glucocorticoids.
16. What is Cushing's syndrome?
17. What is Addison's disease?
18. What is the difference between diabetes mellitus and diabetes insipidus?
19. Name the hormones secreted by pancreas.
20. Name the diabetogenic and antidiabetogenic hormones.
21. Functions of insulin.
22. Functions of glucagon.
23. What is diuresis? What are its types?
24. Functions of adrenal medullary hormone.
25. What is fight or flight response?

V- REPRODUCTIVE SYSTEM

Short answer questions (SAQ)

1. What is spermatogenesis? Mention its stages.
2. Briefly explain the ovarian cycle.
3. Briefly explain ovulation with hormonal regulations.
4. What is menstrual cycle? Briefly explain its phases.
5. Briefly explain any two female contraceptive methods.
6. List the contraceptive methods in male and female.
7. Explain the IUCD (Intrauterine contraceptive device).
8. List the functions of estrogen.
9. List the functions of progesterone.

Very short answer questions (VSAQ)

1. Write any two functions of testosterone.
2. What is menarche and menopause?
3. What is menstrual cycle?
4. List the placental hormones.
5. List the functions of Follicular stimulating hormone (FSH).

6. List the functions of sertoli cells
7. Functions of placenta.
8. Name the factors influencing spermatogenesis.
9. What is fertilization?

UNIT - VI

NERVE MUSCLE PHYSIOLOGY

Short answer questions (SAQ)

1. Draw the labeled diagram of neuromuscular junction (NMJ).
2. Briefly explain the ionic basis of action potential in a neuron.
3. Briefly explain the steps of neuromuscular transmission of signal impulse.
4. With the help of a flow chart, depict the steps of muscle contraction.
5. Briefly explain the excitation - contraction coupling in a skeletal muscle
6. Write any four differences between skeletal, cardiac and smooth muscles.
7. Myasthenia gravis

Very short answer questions (VSAQ)

1. Describe the structure of a neuron.
2. Give the normal value of resting membrane potential of i) motor neuron and ii) skeletal muscle.
3. Give normal resting membrane potential of neuron and skeletal muscle.
4. List any two properties of nerve fibers.
5. Name any two neuromuscular blocking agent
6. Draw the structure of sarcomere
7. Name the muscle proteins.
8. List any four properties of skeletal muscle.
9. Rigor mortis

VI - CENTRAL NERVOUS SYSTEM (CNS)

Short answer questions (SAQ)

1. Briefly explain the divisions of nervous system.
2. With a flow chart and suitable diagram briefly explain the synaptic transmission of excitatory postsynaptic potential (EPSP).
3. With a flow chart and suitable diagram briefly explain the synaptic transmission of inhibitory postsynaptic potential (IPSP).
4. Briefly explain the functions of cerebral cortex.
5. What are the functions of cerebellum?
6. What are the functions of basal ganglia?
7. What are the functions of hypothalamus?

Very short answer questions (VSAQ)

1. Name any four properties of synapse.
2. Write any two functions of thalamus.
3. Functions of medulla oblongata.
4. Functions of cerebro spinal fluid (CSF).
5. Name any two neurotransmitters.
6. Name any four hypothalamic hormones.
7. Name the anterior pituitary (Adenohypophysis) hormones.
8. List the posterior pituitary (Neurohypophysis) hormones

VI - SPECIAL SENSES

Short answer questions (SAQ)

1. Trace the visual pathway with a neat labeled diagram
2. Explain the errors of refraction

3. Trace the auditory pathway with a neat labeled diagram
4. Functions of Middle ear.
5. Trace the olfactory pathway.

Very short answer questions (VSAQ)

1. Name the receptors for vision, smell, taste and hearing.
2. Functions of eye
3. List the primary colors of vision
4. Accommodation reflex.
5. What are the functions of rods and cones in eye?
6. Explain the terms ageusia, hypogeusia, dysgeusia.
7. Name the primary taste sensations

PAPER-3: BIOCHEMISTRY

UNIT-I: INTRODUCTION TO BIOCHEMISTRY

Long answer questions

(10 marks)

1. How is acid base balance maintained in the body?
2. Write in detail about Acid base disorders

Short Questions

(6 marks)

1. Discuss the different buffer system of acid base homeostasis.
2. What is the normal PH of blood? How is it maintained?
3. Explain the role of lungs in acid base system
4. Glass electrode and determination of pH
5. Explain the Metabolic acidosis & Metabolic alkalosis
6. Explain the Respiratory acidosis & Respiratory alkalosis
7. Role of kidney in the regulation of blood pH
8. Biochemical assessment of acid base balance

Very Short answer questions:

(3 marks)

1. Define pH. What is the normal values of blood & urine PH
2. Define buffer and give 2 examples.
3. Define acid/ base with example
4. Write any 2 conditions for acid base imbalance.
5. What is Henderson Hasselbalch equation
6. Define Anion gap with example
7. List out any 2 causes & symptoms for Respiratory acidosis & alkalosis
8. List out any 2 causes & symptoms for Metabolic acidosis & alkalosis
9. Define isoelectric PH.

PROTEINS

Long answer questions

(10 marks)

1. Define proteins & detail in classification of Proteins with suitable examples
2. Describe the different levels of protein structure in detail with suitable diagram

Short Questions

(6 marks)

1. What are Essential amino acids & mention its clinical significance
2. Mention any five biologically important peptides & its clinical role
3. Define Protein denaturation & causes, characteristics with example
4. Classify amino acids in detail with example.
5. Explain Transamination & Give one example.
6. Functions of plasma proteins
7. Define Electrophoresis & its clinical significance
8. Define Chromatography & its clinical significance
9. Explain the secondary structural organization of proteins
10. Mention the hydrolytic products of proteins
11. Precipitation reactions of protein
12. Define peptide bond formation & characteristics of peptide bond
14. Determination protein structure
15. Biological functions of amino acids
16. Biological functions of proteins.

Very Short answer questions:**(3 marks)**

1. Name any 4 agents causing denaturation of protein
2. Name any 2 defense & buffer proteins
3. Name the Sulphur containing essential amino acid & functions.
4. Explain oxidative deamination with example
5. Explain decarboxylation with example
6. Mention the Properties of proteins
7. Name the conjugated protein with example
8. Name the derived protein with example
9. Define A:G ratio
10. Nutritional classes of proteins with example
11. Define zwitterion
12. Fibrous & globular proteins

ENZYMES**Long answer questions****(10 marks)**

1. Classify enzymes? Explain any 4 factors affecting the enzymes activity
2. Explain the different types of enzyme inhibition with suitable examples

Short Notes**(6 marks)**

1. How are enzymes classified and give one example for each class?
2. Explain factors affecting enzyme activity
3. Mention the clinical applications of enzymes and how they are useful in diagnosis of disease
4. Explain the features of active site of enzyme
5. Explain the competitive inhibition with suitable example
6. Explain the non-competitive inhibition with suitable example
7. What are the Co enzymes & Explain the features with example
8. Explain the regulation of enzyme activity
9. Define Iso-enzyme? Give two examples and its importance in clinical diagnosis
10. Explain the types of specificity

Very Short answer questions**(3 marks)**

1. Define Enzymes & Catalyst
2. Define Active site
3. What is Co-enzymes, mention any 2 examples with significance.
4. Define Enzyme unit
5. Define Apo enzyme & Holoenzymes
6. What is Suicide Inhibition
7. List any 3 Therapeutic uses of enzymes.
8. Plasma enzymes
9. Define km
10. Koshland's induced fit theory
11. Fischer's template theory
12. Prosthetic groups
13. Examples of Metalloenzymes & Metal activated enzymes

UNIT II - CARBOHYDRATES

Long answer questions

(10 marks)

1. Write in detail about the Polysaccharides and mention its importance.
2. Properties of Monosaccharides
3. Define Carbohydrates & detail in classification of carbohydrates with examples
4. Explain the reaction of Monosaccharides.

Short Questions

(6 marks)

1. Define carbohydrate and classify with examples
2. Write a note on Mucopolysaccharides & mention one function of each
3. Differentiate between Glycogen and Starch
4. Define Mutarotation
5. List out the functions of carbohydrates
6. Explain the Clinical importance of monosaccharides
7. Properties of monosaccharides
8. Explain Homopolysaccharides & mention their function
9. Write a note on Disaccharides
10. Define glycosides? Name any 3 glycosides & mention their function

Very Short answer questions

(3marks)

1. What is heparin? Mention its composition & function
2. List any 2 reducing sugars
3. List any 4 functions of glycoprotein
4. Difference between glycoprotein & proteoglycan
5. Why is sucrose a non-reducing sugar
6. Mention the clinical application of Inulin & Dextran
7. Difference between reducing and non-reducing sugars
8. Define invert sugar
9. What is cellulose? Mention its function
10. Note on Anomers
11. Define Epimers with examples
12. Biological importance of mannitol
13. Optical isomerism with examples.
14. Define amino sugars with examples
15. Define glycosides

NUCLEIC CHEMISTRY

Short Answer Questions

(6 marks)

1. List any 5 synthetic analog bases and mention its function
2. Short notes on types of RNA & mention its function
3. Define nucleoside and nucleotide by giving suitable examples.
4. Describe the structure of t-RNA and mention its function
5. List the important functions of nucleotides
6. Give a detailed account on Secondary structure of DNA
7. Difference between DNA and RNA
8. Difference between Purines and Pyrimidines

Very Short Answer Questions**(3 marks)**

1. Name the purine and pyrimidine bases of DNA & RNA
2. Differentiate Ribose and Deoxy ribose.
3. Name any 4 minor bases
4. Draw a neat labeled diagram of DNA
5. Mention the types of DNA and give 3 points each
6. What are the biological important bases and its function
7. Define Chargaff's rule
8. Functions of nucleic acid
9. What is ribosomal RNA
10. Draw a neat labeled diagram of t-RNA

UNIT III - LIPIDS**Long answer questions****(10 marks)**

1. what are lipids? classify them. Give biological significance of lipids.
2. what are fatty acids? classify them. Give biological significance of polyunsaturated fattyacids
3. Explain the phospholipids with examples and its function.

Short Questions**(6 marks)**

1. Explain in detail about Sphingomyelins & their function
2. Write a short note on Micelles, Bio membranes
3. Write a short note on Sphingophospholipids
4. Write a short note on Liposomes
5. Write a short note on Triacylglycerol
6. What is saturated fatty acid and give three examples with biological significance
7. What are prostaglandins? Mention their function
8. What is unsaturated fatty acid? Explain the types and biological significance
9. Write a short note on Properties of fatty acids
10. Write a short note on Essential Fatty Acids?
11. Write a short note on Trans fatty acids
12. Write a short note on cholesterol
13. Describe briefly about the classifications of lipids with suitable examples
14. What are the compounds formed from cholesterol?
15. Write in detail about the lipoprotein & its functions

Very Short answer questions**(3 marks)**

1. Lung surfactant
2. Saponification number
3. Iodine number
4. Acid number
5. What are Apo Lipoproteins?
6. Respiratory Distress Syndrome (RDS)
7. Define halogenation
8. What is rancidity of lipids?
9. Omega 3 Fatty acids
10. Cardiolipin
11. Free Fatty Acids

12. Leukotriene's (LTs)
13. Thromboxane's (Tx)
14. Write the products formed due to complete hydrolysis of triacylglycerol
15. What is cephalin

UNIT IV - ENERGY METABOLISM AND NUTRITIONAL BIOCHEMISTRY

Long answer questions

(10 marks)

1. Write in detail about the RDA, dietary sources, biochemical role and deficiency manifestations of folic acid/ vitamin B12/ calcium /Iron
2. Explain the RDA, dietary sources, biochemical role and deficiency manifestations of vitamin A/ vitamin D/ vitamin C/ vitamin K

Short Notes

(6 marks)

1. List out the clinical significance of Vitamin E/ Vitamin K
2. Coenzymes & functions of any 1 B-complex vitamin (Thiamine/ Riboflavin/ Niacin/Pyridoxine/ Folic acid etc.)
3. Explain the Vitamin E has selenium sparing action.
4. Discuss the steps involved in digestion & absorption of calcium/ phosphorous / iron
5. How plasma calcium level is regulated
6. Functions of copper/ selenium/ zinc
7. Role of proteins in diets
8. Describe protein energy malnutrition
9. Nutritional value of protein
10. Dietary role of different lipids
11. Dietary fiber
12. Thermogenic effect of food
13. Obesity
14. Define nitrogen balance & Mention the factor that causes positive & negative nitrogen balance
15. Define BMR & factor affecting BMR
16. What are Essential Amino Acids? Mention their clinical importance
17. Explain the RDA, sources, biochemical role and deficiency of sodium / potassium
18. What are Essential Fatty Acids? Mention their clinical importance.

Very Short answer questions

(3marks)

1. Write any 3 causes for Tetany
2. Define Heme proteins/ non heme proteins
3. Hemochromatosis/ Hemosiderosis
4. Iron deficiency anemia
5. Wilson's disease
6. Fluorosis
7. Define balanced diet
8. Define calorific values & Its significance
9. Define Respiratory quotient
10. What is Glycemic index
11. What is pellagra
12. Ceruloplasmin

UNIT V CLINICAL CHEMISTRY

Short Notes

(6marks)

1. Detail account on basic principle, methodology and diagnostic significance of electrophoresis.
2. Detail account on basic principle, methodology and diagnostic significance of paper chromatography
3. Short notes on Osmolality, significance and measurement.
4. write about the different types of electrophoresis & application of each type
5. Explain the method of cholesterol /urea /glucose estimation
6. write about the different types of electrophoresis & application of each type

Very Short answer questions

(2 marks)

1. Define Osmolality/ Osmolarity
2. Write the principle of (GOD-POD) method
3. List any 3 simple test to identify Carbohydrates, lipids and proteins
4. Mention the normal values of glucose/ cholesterol/ protein/ urea/ creatinine
5. Define osmolal gap
6. what is Rf value
7. Write the principle of Molisch test /Benedict's test
8. List out the normal/ abnormal constituents of urine

ENVIRONMENTAL CHEMISTRY

Short Notes

(6 marks)

1. Explain in detail about biomedical waste management
2. Write short notes on air pollution
3. Write short notes on Acid Rain.
4. Write short notes on carbon monoxide
5. Write short notes on mutagenesis.
6. Explain in detail about bio pesticides & its types
7. Explain briefly about the harm full effects of plastics to human health

Very Short answer questions

(3marks)

1. Define pollutants & give 2 examples
2. What are biomedical wastes?
3. Name five categories of bio pesticides
4. Write about biological water borne disease
5. What are the problems caused by plastics?
6. Name some chemicals causing water borne disorders
7. What is Bio-degradable & Non-biodegradable Waste?
8. Define greenhouse effects
9. What is Ames test?
10. What is meant by carcinogens, and list any three chemicals causing carcinogens
11. What is biosafety?

PAPER 4A - GENERAL MICROBIOLOGY

UNIT -I : GENERAL BACTERIOLOGY

10 MARKS

1. Discuss the methods of collection and transportation of specimens.
2. Define the terms sterilization, disinfection and antisepsis. Name various agents used for sterilization and discuss the role of hot air oven in sterilization.
3. Define the terms sterilization. Discuss the role of moist heat in sterilization and their sterility control methods.
4. Discuss the various types of disinfectants and discuss the role of halogens in chemical disinfection.

6 MARKS

1. Write a short note on contribution of Louis Pasteur.
2. Write a short note on contribution of Robert Koch.
3. Write a short note on contribution of Edward Jenner.
4. Write a short note on Koch postulates.
5. Tabulate the difference between prokaryotes and Eukaryotes .
6. Draw a labeled diagram of a bacterial cell. Describe the cell wall of bacteria.
7. Draw a labeled diagram of Autoclave. Describe the structure and functioning.
8. Draw a labeled diagram of Hot air oven. Describe the structure and functioning.
9. Tabulate the difference between differentiate between flagella and fimbria .
10. Write a short note on spores.
11. Describe bacterial growth curve.
12. What are culture media? Classify and discuss them in brief.
13. Discuss in detail anaerobic methods of cultivation of bacteria.
14. Discuss the methods of preservation of microorganisms.
15. Write a short note on phenols as disinfectant.
16. Write a short note on Aldehydes as disinfectant.
17. Write a short note on Antimicrobial sensitivity testing.
18. Discuss the methods of collection and transportation of specimens.
19. Outline the steps in Gram staining and interpretation.
20. Outline Ziehl-Neelsen staining procedure and interpretation.
21. Name the different types of hospital wastes and discuss in detail the methods of disposal of hospital wastes

3 MARKS

1. Write four functions of bacterial cell wall.
2. Write four differences between gram positive & gram negative bacterial cell wall.
3. What is protoplast & spheroplast.
4. What are the functions of capsule.
5. How will you classify bacteria based on position of flagella.
6. Write four examples of spore producing bacteria.
7. Write four examples of capsule producing bacteria.
8. Write four examples of capnophilic bacteria.
9. Write four examples of strict aerobic bacteria.
10. Write four examples of strict anaerobic bacteria.

11. Write four examples of microaerophilic bacteria.
12. Define sterilization .
13. Define disinfectant .
14. Name the types of filters and their uses.
15. What is cold sterilization.
16. Define inspissation.
17. What is an agar? write its role in preparation of media.
18. Name four selective media.
19. Name four differential media.
20. Name four transport media.
21. Write the composition of TSI agar.
22. Write the principles of catalase test.
23. Write the principles of oxidase test.
24. Name the two motile and non-motile organisms

UNIT -2 : IMMUNOLOGY

6 MARKS

1. Discuss the mechanism of innate and acquired immunity.
2. What is hypersensitivity? Classify hypersensitivity reactions? Describe in detail about type I reactions.
3. Discuss the principle and clinical applications of immunofluorescence technique.
4. Discuss the principle and clinical applications of ELISA technique.
5. Describe the structure and functions of Ig M, Ig G & Ig A.
6. Write a short notes on autoimmunity.
7. Discuss about delayed type hypersensitivity.
8. Describe about phagocytosis process.
9. Herd immunity.
10. Type III Hypersensitivity.

3 MARKS

1. Write the difference between active & passive immunity.
2. Define Immunity.
3. Write two examples of each , live attenuated bacterial & viral vaccines.
4. Write two examples of each , killed bacterial & viral vaccines
5. Write four difference between live & killed vaccines.
6. Define haptan.
7. What is heterophile antigen? write two examples.
8. Write two uses of ELISA.
9. Define hypersensitivity.
10. Difference between immediate and delayed type of hypersensitivity.
11. Define autoimmunity

UNIT -3 SYSTEMIC BACTERIOLOGY

10 MARKS

1. Discuss the pathogenicity and laboratory diagnosis of *Staphylococcus aureus*.
2. Name various organism causing sore throat and discuss in detail the laboratory diagnosis of diphtheria.
3. Classify Streptococci. Discuss the pathogenesis and lab diagnosis of *S.pyogenes*.

4. Classify the Clostridia of medical importance. Describe the pathogenesis, laboratory diagnosis of gas gangrene.
5. Classify Mycobacteria. Give an account on pathogenesis and laboratory diagnosis of pulmonary tuberculosis. Add a note on BCG vaccine.
6. Discuss the morphology, pathogenesis and laboratory diagnosis of syphilis.
7. Discuss in detail about pathogenesis and laboratory diagnosis of enteric fever.
8. List the diarrhea causing bacteria. Write in detail about pathogenesis and laboratory diagnosis of *vibrio*.

6 MARKS

1. Name four causative agents of enteric fever and explain about WIDAL test.
2. Name the UTI causing bacteria. How to collect urine & laboratory diagnosis of *E.coli*.
3. Describe about Toxin produced by *staphylococcus aureus*.
4. Discuss about prophylaxis of diphtheria.
5. Difference between *Streptococcus viridians* & *Streptococcus pneumoniae*.
6. Coagulase test.
7. Tetanus.
8. Explain about morphology and pathogenicity of *Bacillus anthracis*.
9. Classification of shigella and explain the antigenic structure and toxins produced by *Shigella*.
10. Weil's diseases.
11. Laboratory diagnosis of syphilis
12. Discuss the pathogenicity of Chlamydia.

3 MARKS

1. Name the pigments produced by *Pseudomonas*.
2. Name two toxins produced by *Clostridium tetani*.
3. Define Asepsis.
4. Enumerate any four diseases caused by *Streptococcus pyogenes*.
5. Gas gangrene.
6. Name four first line drugs used to treat tuberculosis infections.
7. List four species of *Shigella*.
8. List the cultivation methods of leprae.
9. MRSA.
10. ASO
11. CRP
12. Non -gonococcal urethritis (NGU).
13. Name two selective media for *V.cholera*
14. Significant bacteriuria.
15. Meningitis .
16. Selective medium of Salmonella
17. VDRL and RPR.
18. Name two transport and enrichment media for *V.cholerae*.
19. What are coliform bacilli? write two examples.
20. Actinomycosis
21. List the atypical mycobacteria.
22. Ghon's focus.
23. BCG vaccine
24. Name the two beta hemolytic bacteria.

25. Mantoux test.

UNIT -4 : VIROLOGY

10 MARKS

1. Name two RNA viruses. Name four methods of transmission of Hepatitis B virus infection in man. Mention the schedule of Hepatitis B vaccination.
2. Mention the modes of transmission of HIV in humans. Draw a neat diagram of HIV and label the parts. List the tests available for the confirmation of HIV in the microbiology laboratory.
3. Describe the laboratory diagnosis and prophylaxis of poliomyelitis.
4. Explain the laboratory diagnosis and prophylaxis of Rabies.

6 MARKS

1. Describe the serological markers of Hepatitis B virus.
2. Describe the prophylaxis of polio virus.
3. Complications of dengue virus.
4. Write a short note on adenovirus.
5. Infectious mononucleosis.
6. List the opportunistic infections in AIDS patient.

3 MARKS

1. Name four DNA virus.
2. Name four RNA virus
3. Haemorrhagic causing virus.
4. MMR vaccine.
5. Draw a neat labeled diagram of HIV.
6. Rabies vaccine.
7. List the cultivation methods of virus.

UNIT -5: PARASITOLOGY

6 MARKS

1. Difference between amoebic and bacillary dysentery.
2. Describe the life cycle of *Entamoeba histolytica*.
3. Describe the life cycle of *Giardia lamblia*
4. Describe the life cycle of *Malaria*
5. Describe the life cycle of *hookworm*
6. Describe the life cycle of *Roundworm*
7. Lab diagnosis of Plasmodium.
8. Describe the lab diagnosis of parasitological samples.

3 MARKS

1. Morphology of *E. histolytica*.
2. Black water fever.
3. Vectors.
4. Morphology of Leishmania.
5. Peripheral blood smear of Malaria.
6. Dog tapeworm.
7. *Cysticercus bovis*.
8. *Cysticercus cellulose*.
9. *Microfilaria*.

UNIT -6: MYCOLOGY

6 MARKS

1. Discuss the laboratory diagnosis of fungal infections.
2. Write a short notes on zygomycosis.
3. Aspergillosis
4. Describe about systemic mycoses.
5. Cryptococcosis - Lesions caused & Laboratory diagnosis.
6. Discuss the opportunistic mycoses.
7. Describe the morphology & cultural characteristics of Dermatophytes.
8. Describe the morphology& cultural characteristics of *Candida albicans*

3 MARKS

1. SDA
2. Name two selective culture media for *Candida* spp.
3. Name two selective culture media for *Cryptococcus* spp.
4. What is germ tube test.
5. Mention four fungal laboratory contaminants .
6. Name four dimorphic fungus.
7. Name two examples of yeast.
8. Name four opportunistic fungus.
9. Name four superficial mycoses.
10. Mycetoma

UNIT -7: HOSPITAL INFECTION CONTROL

6 MARKS

1. Biomedical waste management.
2. Write a short note on universal precaution.
3. Write a short note on universal precaution.
4. Mode of transmission of infections.
5. Write short note on the vaccines recommended for health care workers.
6. Recall the procedure to be followed for sharp injury to health care workers.
7. Describe the prevention of Nosocomial infections.

3 MARKS

1. Define segregations.
2. List four infectious waste.
3. Define land filling.
4. What is HICC? List two roles of HICC.
5. List two techniques used for the treatment of infectious waste.
6. Define universal precautions.
7. Define PPE.
8. List four methods to control the Hospital acquired infections.

PAPER 4B - GENERAL PATHOLOGY

LONG ANSWER

(10 MARKS)

1. Mention the types of necrosis with two example each
2. Mention the types of cellular adaptations with one example each
3. Mention the types of cell injury and describe the changes seen in each type
4. Describe the morphological alterations in reversible cell injury
5. Describe the morphological alterations in irreversible cell injury

SHORT ANSWERS

(6 MARKS)

1. Tabulate the differences between exudate and transudate
2. Tabulate the differences between benign and malignant tumor
3. Define Gangrene. Mention the types of gangrenes with one example each
4. Mention the factors that influence wound healing and repair
5. Tabulate the differences between acute and chronic inflammation
6. Describe the principle chemical mediators of inflammation
7. Tabulate the differences between necrosis and apoptosis
8. Write a short note on apoptosis
9. Describe causes and morphological features of chronic inflammation
10. Explain granulomatous inflammation with a neat labeled diagram
11. Tabulate the differences between dry and wet gangrene
12. Explain mode of spread of tumors in brief
13. Adverse effects of smoking
14. Write a short note on asbestosis
15. Write a short note on silicosis

VERY SHORT ANSWERS

(3 MARKS)

1. Define apoptosis. Mention two examples.
2. List the cardinal signs of acute inflammation
3. Define acute inflammation reaction and mention its outcome
4. Define chronic inflammation and give 2 examples
5. Mention the components of granulation tissue
6. Mention the parts of microscope
7. Give 2 examples of granulomatous inflammation
8. Define neoplasia
9. Define hypertrophy. Give 2 example
10. Define atrophy. Give 2 example
11. Define hyperplasia. Give 2 example
12. Define metaplasia. Give 2 example
13. Define reversible cell injury and mention two features
14. Define phagocytosis.
15. Define Virchow triad

HAEMATOLOGY

SHORT ANSWERS

(6 MARKS)

1. Define anemia. Mention the types of anemia on the basis of etiology.
2. Classify leukemia. Mention general features of acute leukemia.
3. Enumerate various color codings of various biomedical waste disposal with 4 examples

4. Describe the collection, transport, preservation and processing of clinical specimen
5. Describe the structure and function of different types of WBC'S with a neat labeled diagram
6. Write a short note on occupational health hazards.
7. Describe mechanism of homeostasis
8. Describe various types anticoagulant and its uses with its color coding
9. Explain microscopic examination of urine samples.
10. Describe the method of collection, transport, preservation of CSF.
11. Write short note on Coomb's test
12. Define anemia . Mention the general clinical features and basic interpretation of anemia.
13. Classify hemolytic anemia and mention in brief the laboratory findings

VERY SHORT ANSWERS

(3 MARKS)

1. Define Landstener's Law
2. Define blood group
3. Mention the normal platelet count and function of platelets.
4. Mention the types of transfusion transmitted infection
5. Mention 2 causes of Eosinophilia.
6. Mention 2 causes of Neutrophilia.
7. Mention 4 preservative of urine and its indication
8. Define cross matching
9. Mention Principle of major cross matching
10. Mention Principle of minor cross matching
11. Write about the principle of benedicts test.
12. Write about biomedical waste management.

SYSTEMIC PATHOLOGY

LIVER

1. Define Cirrhosis.(3M)
2. Describe in detail about viral hepatitis. (6M)
3. Mention the various stages of alcoholic liver disease(3M)
4. Describe in detail about gall stones.(6M)
5. Write about the etiology, pathogenesis and clinical features of chronic cholecystitis.(10M)

BRAIN TUMOURS

1. Classify brain tumours (3M)

KIDNEY

1. Mention the types of renal calculi.(3M)
2. Describe the clinical features of renal stones.(3M)
3. Define hydronephrosis (3M)
4. Classify renal tumours.(3M)

BONE TUMOURS

1. Classify bone tumours(3M)
2. Give two examples of benign bone tumors.(3M)
3. Give two examples of malignant bone tumours(3M)

FEMALE GENITAL TRACT

1. Classify ovarian tumours(3M)
2. Describe the types of endometrial hyperplasia and risk factors associated with it.(6M)
3. Write a short note on risk factors for endometrial cancer.(6M)
4. Describe the etiopathogenesis and risk factors for cervical cancer.(10M)

BREAST

1. Describe the risk factors and clinical features of breast carcinoma.(10M)
2. Give 2 example of benign breasts tumour (3M)
3. Give 2 example of malignant breast tumours.(3M)

CARDIOVASCULAR SYSTEM

RHEUMATIC HEART DISEASES

1. Enumerate the modified Jones criteria for rheumatic heart disease(6M)

INFECTITVE ENDOCARDITIS

1. List the causative organisms for infective endocarditis(3M)
2. Enumerate the Dukes criteria for infective endocarditis.(6M)

ARTHEROSCLEROSIS

1. Enumerate the risk factors for atherosclerosis.(6M)
2. Mention two complications of atherosclerosis (3M)\
3. Mention the types of Ischemic heart disease. (3M)
4. Write in detail about myocardial infarction. (10M)

RESPIRATORY SYSTEM

LUNG INFECTIONS

1. Describe the various Stages of Pneumonia.(6M)
2. Define Pneumonia.(6M)

COPD

1. Define emphysema.(3M)
2. Define chronic bronchitis.(3M)
3. Define broncheactasis.(3M)
4. Tabulate the differences between chronic bronchitis and emphysema.(6M)
5. Mention various systemic effects of smoking (3M)

ASTHMA

1. Describe the etiopathogenesis and clinical features of bronchial asthma.(6M)
2. Define ARDS(3M)
3. Give 2 examples for conditions associated with ARDS.(3M)

GASTROINTESTINAL SYSTEM

1. Enumerate the clinical features of peptic ulcer.(3M)
2. Describe the Risk factors and clinical features of carcinoma stomach.(10M)
3. Describe the Risk factors and clinical features of carcinoma colon.(10M)

**ABILITY ENHANCEMENT COMPULSORY ELECTIVES
AECC-1- ENGLISH QUESTION BANK**

UNIT-1 - GRAMMAR

Six Mark Questions

1. Define grammar, Explain the types of grammar with example.
2. What do you mean by noun and Explain its type with examples?
3. Write a brief note on types of sentences with examples.
4. How many types of tenses are there?

Two Mark Questions

1. Define verb.
2. Define Adjective with example.
3. Define Adverb with example.
4. Define Gerund and preposition.
5. What do you mean by conjunction and interjection?
6. How many types of tenses are there?
7. He Said, "My father is ill".(Change the sentence into indirect speech)
8. He said to her, "Where are you going"? (Change the sentence into indirect speech)
9. They said that they can't live without water.(change the sentence into direct speech)
10. Radha said, "I am very busy now".(Change the sentence into indirect speech)
11. She says that she is a little bit nervous.(change the sentence into direct speech)
12. You are busy, _____? (Fill the sentence with suitable question tag)
13. Helmet makes driving safe, _____? (Fill the sentence with suitable question tag)
14. Dogs cannot fly, _____? (Fill the sentence with suitable question tag)
15. She was talking, _____?(Fill the sentence with suitable question tag)
16. He won't come today____?(Fill the sentence with suitable question tag)
17. He _____ (drink)tea every morning. (Fill the sentence with suitable tense)
18. I enjoy_____(read) at a cafe.(Fill the sentence with suitable tense)
19. We_____(see) a film last night.(Fill the sentence with suitable tense)
20. They went home, after they_____(finish) their work.(Fill the sentence with suitable tense)
21. I_____(stay) here till you return.(Fill the sentence with suitable tense)
22. I_____ do it tomorrow. (Fill the sentence with modal verb)
23. _____ you help me with the house work, please? (Fill the sentence with modal verb)
24. I _____ speak English.(Fill the sentence with modal verb)
25. The doctor_____ see you now.(Fill the sentence with modal verb)
26. He _____ be the love of my life.(Fill the sentence with modal verb)
27. All_____ submit your notebook.(Fill the sentence with modal verb)
28. Seetha loves Rama. (Change the sentence to passive voice)
29. The story has been read by me. (Change the sentence to active voice)
30. Do you speak English well? (Change the sentence to passive voice)
31. Open the door (Change the sentence to passive voice)
32. Let the T.V be watched by them. (Change into active voice)
33. He admitted his guilt. (Change the simple sentence into complex sentence)
34. In spite of his hard work, he failed. (Change the simple sentence into compound sentence)

35. It was raining, but they went out. (Change the compound sentence into simple sentence)
36. He failed to prove that he was innocent. (Change the complex sentence into simple sentence)
37. If you do not work hard, you will fail. (Change the complex sentence into compound sentence)
38. Everest is _____ highest mountain in the world. (Fill up with the suitable article)
39. The rose is _____ beautiful flower. (Fill up with the suitable article)
40. _____ umbrella is useful in rain. (Fill up with the suitable article)
41. Do you play _____ Piano? (Fill up with the suitable article)
42. _____ unicorn is a special creature. (Fill up with the suitable article)
43. Red _____ danger. (Fill up with suitable prepositions)
44. I acted _____ him. (Fill up with suitable prepositions)
45. Mr. Kumar is _____ the office. (Fill up with suitable prepositions)
46. I am ready _____ help. (Fill up with suitable prepositions)
47. Put it _____ (Fill up with suitable prepositions)
48. Bharath is the cleverest of all the boys in the class. (Identify the degrees of comparison)
49. Seetha is taller than Geetha. (Identify the degrees of comparison)
50. Hyderabad is not so hot as Chennai. (Identify the degrees of comparison)
51. I am not so strong as he. (Identify the degrees of comparison)
52. Mumbai is bigger than Hyderabad. (Identify the degrees of comparison)

UNIT-2 : VOCABULARY

Six Mark Questions

1. Define vocabulary and explain its types.
2. How to improve our vocabulary.
3. Write the uses of Dictionary.

Two Mark Questions

1. Use a prefix to make the word meaningful:
Possible
2. Use a prefix to make the word meaningful:
Legal
3. Use a suffix to make the word meaningful:
Beauty
4. Use a suffix to make the word meaningful:
Clever
5. Use a suffix to make the word meaningful:
Danger
6. Give the antonym:
Weak
7. Give the antonym:
Open
8. Give the antonym:
Narrow
9. Give the antonym:
Expand
10. Give the antonym:
Superior

11. Give the synonym:

Incredible

12. Give the synonym:

Ecstatic

13. Give the synonym:

Rest

14. Give the synonym:

Behavior

15. Give the synonym:

Tired

16. Use the following idioms / phrases into sentence:

In black and white

17. Use the following idioms / phrases into sentence:

Get away

18. Use the following idioms / phrases into sentence:

Come forward

19. Use the following idioms / phrases into sentence:

Break down

20. Use the following idioms / phrases into sentence:

Look after someone

21. Write any two words miss used or confused?

22. Define Homophones.

23. Use the homophonic words in the sentences.

Write & right

24. Use the homophonic words in the sentences.

Whole & hole

25. Use the homophonic words in the sentences.

Weight & wait

26. Use the homophonic words in the sentences.

Sell & cell

27. Use the homophonic words in the sentences.

Sum & some

UNIT-3 : WRITING SKILLS

(Six Mark Questions)

1. Make a precise of the following passage and suggest a heading:

Effective speaking depends on effective listening. It takes energy to concentrate on hearing and to concentrate on understanding what has been heard. Incompetent listeners fail in a number of ways. First, they may drift. Their attention drifts from what the speaker is saying. Second, they may counter. They find counter-arguments to whatever a speaker may be saying. Third, they compete. Then, they filter. They exclude from their understanding those parts of the message which do not readily fit with their own frame of reference. Finally, they react. They let personal feelings about a speaker or subject override the significance of the message which is being sent. What can a listener do to be more effective? The first key to effective listening is the art of concentration. If a listener positively wishes to concentrate on receiving a message his chances of success are high. It may need determination. Some speakers are difficult to follow, either because of voice problems or because of the form in which they send a message. There is then a particular need for the determination of a listener to concentrate on what is being said. Concentration is helped by alertness. Mental alertness is helped by physical alertness. It is not simply physical fitness, but also positioning of the body, the limbs and the head. Some people also find it helpful to their concentration if they hold the head slightly to one side. One

useful way for achieving this is intensive note-taking, by trying to capture the critical headings and sub-headings the speaker is referring to. Note-taking has been recommended as an aid to the listener. It also helps the speaker. It gives him confidence when he sees that listeners are sufficiently interested to take notes; the patterns of eye-contact when the note-taker looks up can be very positive; and the speaker's timing is aided-he can see when a note-taker is writing hard and can then make effective use of pauses. Posture too is important. Consider the impact made by a less competent listener who pushes his chair backwards and slouches. An upright posture helps a listener's concentration. At the same time it is seen by the speaker to be a positive feature amongst his listeners. Effective listening skills have an impact on both the listener and the speaker.

2. Make a precise of the following passage and suggest a heading:

Despite all the research every one of us catches cold and most of us catch it frequently. Our failure to control one of the commonest of all ailments sometimes seems ridiculous. Medical science regularly practises transplant surgery and has rid whole countries of such killing diseases as Typhus and the Plague. But the problem of common cold is unusually difficult and much has yet to be done to solve it. It is known that a cold is caused by one of a number of viral infections that affect the lining of the nose and other passages leading to the lungs but the confusing variety of viruses makes study and remedy very difficult. It was shown in 1960 that many typical colds in adults are caused by one or the other of a family of viruses known as rhinoviruses, yet there still remain many colds for which no virus has as yet been isolated. There is also the difficulty that because they are so much smaller than the bacteria which cause many other infections, viruses cannot be seen with ordinary microscopes. Nor can they be cultivated easily in the bacteriologist's laboratory, since they only grow within the living cells of animals or plants. An important recent step forward, however, is the development of the technique of tissue culture, in which bits of animal tissue are enabled to go on living and to multiply independently of the body. This has greatly aided virus research and has led to the discovery of a large number of viruses. Their existence had previously been not only unknown but even unsuspected. The fact that we can catch a cold repeatedly creates another difficulty. Usually, a virus strikes only once and leaves the victim immune to further attacks. Still, we do not gain immunity from colds. Why? It may possibly be due to the fact that while other viruses get into the bloodstream where antibodies can oppose them, the viruses causing cold attack cells only on the surface. Or it may be that immunity from one of the many different viruses does not guarantee protection from all the others. It seems, therefore, that we are likely to have to suffer colds for some time yet.

3. Make a precise of the following passage and suggest a heading:

There is nothing more frustrating than when you sit down at your table to study with the sincerest of intentions and instead of being able to finish the task at hand, you find your thoughts wandering. However, there are certain techniques that you can use to enhance your concentration. "Your concentration level depends on a number of factors," says Samuel Ghosh, a social counsellor. "In order to develop your concentration span, it is necessary to examine various 2 facets of your physical and internal environment," she adds. To begin with one should attempt to create the physical environment that is conducive to focussed thought. Whether it is the radio, TV or your noisy neighbours, identify the factors that make it difficult for you to focus. For instance, if you live in a very noisy neighbourhood, you could try to plan your study hours in a nearby library. She disagrees with the notion that people can concentrate or study in an environment with distractions like a loud television, blaring music etc. "If you are distracted

when you are attempting to focus, your attention and retention powers do not work at optimum levels,” cautions Ghosh. “Not more than two of your senses should be activated at the same time,” she adds. What that means is that music that sets your feet tapping is not the ideal accompaniment to your books. Also do not place your study table or desk in front of a window. “While there is no cure for a mind that wants to wander, one should try and provide as little stimulus as possible. Looking out of a window when you are trying to concentrate will invariably send your mind on a tangent,” says Ghosh. The second important thing, she says, is to establish goals for oneself instead of setting a general target and then trying to accomplish what you can in a haphazard fashion. It is very important to decide what you have to finish in a given span of time. The human mind recognizes fixed goals and targets and appreciates schedules more than random thoughts. Once your thoughts and goals are in line, a focussed system will follow. She recommends that you divide your schedule into study and recreation hours. When you study, choose a mix of subjects that you enjoy and dislike and save the former for the last so that you have something to look forward to. For instance, if you enjoy verbal skill tests more than mathematical problems, then finish Maths first. Not only will you find yourself working harder, you will have a sense of achievement when you wind up. Try not to sit for more than 40 minutes at a stretch. Take a very short break to make a cup of tea or listen to a song and sit down again. Under no circumstances, should one sit for more than one and a half hours. Short breaks build your concentration and refresh your mind. However, be careful not to overdo the relaxation. It may have undesired effects.

4. Make a precise of the following passage and suggest a heading:

Research has shown that the human mind can process words at the rate of about 500 per minute, whereas a speaker speaks at the rate of about 150 words a minute. The difference between the two at 350 is quite large. So a speaker must make every effort to retain the attention of the audience and the listener should also be careful not to let his mind wander. Good communication calls for good listening skills. A good speaker must necessarily be a good listener. Listening starts with hearing but goes beyond. Hearing, in other words is necessary but is not a sufficient condition for listening. Listening involves hearing with attention. Listening is a process that calls for concentration. While, listening, one should also be observant. In other words, listening has to do with the ears, as well as with the eyes and the mind. Listening is to be understood as the total process that involves hearing with attention, being observant and making interpretations. Good communication is essentially an interactive process. It calls for participation and involvement. It is quite often a dialogue rather than a monologue. It is necessary to be interested and also show or make it abundantly clear that one is interested in knowing what the other person has to say. Good listening is an art that can be cultivated. It relates to skills that can be developed. A good listener knows the art of getting much more than what the speaker is trying to convey. He knows how to prompt, persuade but not to cut off or interrupt what the other person has to say. At times the speaker may or may not be coherent, articulate and well organized in his thoughts and expressions. He may have it in his mind and yet he may fail to marshal the right words while communicating his thought. Nevertheless, a good listener puts him at ease, helps him articulate and facilitates him to get across the message that he wants to convey. For listening to be effective, it is also necessary that barriers to listening are removed. Such barriers can be both physical and psychological. Physical barriers generally relate to hindrances to proper hearing whereas psychological barriers are more fundamental and relate to the interpretation and evaluation of the speaker and the message.

5. Make a precise of the following passage and suggest a heading:

The term dietary fibres refers collectively to indigestible carbohydrates present in plant foods. The importance of these dietary fibres came into the picture when it was observed that the people having diet rich in these fibres, had low incidence of coronary heart disease, irritable bowel syndrome, dental caries and gall stones. The foodstuffs rich in these dietary fibres are cereals and grains, legumes, fruits with seeds, citrus fruits, carrots, cabbage, green leafy vegetables, apples, melons, peaches, pears etc. These dietary fibres are not digested by the enzymes of the stomach and the small intestine whereas most of other carbohydrates like starch and sugar are digested and absorbed. The dietary fibres have the property of holding water and because of it, these get swollen and behave like a sponge as these pass through the gastrointestinal tract. The fibres add bulk to the diet and increase transit time in the gut. Some of these fibres may undergo fermentation in the colon. In recent years, it has been considered essential to have some amount of fibres in the diet. Their beneficial effects lie in preventing coronary heart disease, and decreasing cholesterol level. The fibres like gums and pectin are reported to decrease postprandial (after meals) glucose level in the blood. These types of dietary fibres are recommended for the management of certain types of diabetes. Recent studies have shown that the fenugreek (Methi) seeds, which contain 40 per cent gum, are effective in decreasing blood glucose and cholesterol levels as compared to other gum containing vegetables. Some dietary fibres increase transit time and decrease the time of release of ingested food in colon. The diet having less fibres is associated with colon cancer and the dietary fibres may play a role in decreasing the risk of it. The dietary fibres hold water so that stools are soft, bulky and readily eliminated. Therefore, high fibre intake prevents or relieves constipation. The fibres increase motility of the small intestine and the colon and by decreasing the transit time there is less time for exposure of the mucosa to harmful toxic substances. Therefore, there is a less desire to eat . and the energy intake can be maintained within the range of requirement. This phenomenon helps in keeping a check on obesity. Another reason in helping to decrease obesity is that the high-fibre diets have somewhat lower coefficients of digestibility. The dietary fibres may have some adverse effects on nutrition by binding some trace metals like calcium, magnesium, phosphorus, zinc and others and therefore preventing their proper absorption. This may pose a possibility of nutritional deficiency especially when diets contain marginal levels of mineral elements. This may become important constraints on increasing dietary fibres. It is suggested that an intake of 40 grams dietary fibres per day is desirable.

6. Write a letter to your uncle thanking him for the birthday present he had sent for you.
7. Write a letter to your mother about your daily routine.
8. Write a letter to your younger brother who has grown very weak. Suggest ways how he can improve his health.
9. Write a letter to your younger brother who has grown very weak. Suggest ways how he can improve his health.
10. Write a letter to your father requesting him to buy you a cycle.
11. Write an application to your Principal requesting him to grant leave. Also mention reason/reasons.
12. You are Nirmal/Nirmala, a student of Government High School, Gurgaon. Write an application to the Principal of your school, requesting him to allow you full fee concession.

13. Write an application to the Principal of your school to allow you to change your section.
14. You have lost your library card. Write a letter to the librarian to issue you a duplicate card.
15. Write a letter to the Chairman of the Municipal Board regarding insanitary conditions of the locality you live in.

Rearrange the following jumbled sentences to meaningful sentences:

1. are machines/to think/robots/that use/a computer brain
2. are sent/computer brain/in the robot's parts/messages/from the/to motors
3. can be/to do/of work/robots/programmed/many kinds
4. is the/computer science/concerned with/robotics/field/and engineering/creating robots

Two Mark Questions

1. How is note making important in your profession?
2. How many types of letters are there?
3. Define skimming.

UNIT-4 : SPOKEN COMMUNICATION

Six Mark Questions

1. Write a Dialogue between a shopkeeper and a customer.
2. Write a Dialogue between two friends on the topic of air pollution.
3. Write a Dialogue between two new comers in college campus.
4. Write a Dialogue between a Nurse and a doctor.
5. Write a Dialogue between a student and a teacher.
6. Why is phonetics important in studying English.
7. Write a conversation two friends discussing about the online classes.
8. Describe a brief note on group discussion.
9. What are the good qualities of debater?

Two Mark Questions

1. Write a short note on hazards of cell phone usage?
2. Describe your favorite friend.
3. Define pronunciation.
4. Define intonation.
5. Write any two words in British English and American English.
6. Define debate.

UNIT-5 : LISTENING AND READING SKILLS

Six Mark Questions

1. Read the following and answer the questions given below
"I Have a Dream" is a public speech delivered by American civil rights activist Martin Luther King Jr. during the March on Washington for Jobs and Freedom on August 28, 1963, in which he calls for an end to racism in the United States and called for civil and economic rights. Delivered to over 250,000 civil rights supporters from the steps of the Lincoln Memorial in Washington, D.C., the speech was a defining moment of the civil rights movement.
Beginning with a reference to the Emancipation Proclamation, which freed millions of slaves in 1863, King observes that: "one hundred years later, the Negro still is not free". Toward the end of the speech, King departed from his prepared text for a partly improvised peroration on the theme "I have a dream", prompted by Mahalia Jackson's cry: "Tell them about the dream, Martin!" In this

part of the speech, which most excited the listeners and has now become its most famous, King described his dreams of freedom and equality arising from a land of slavery and hatred. Jon Meacham writes that, "With a single phrase, Martin Luther King Jr. joined Jefferson and Lincoln in the ranks of men who've shaped modern America". The speech was ranked the top American speech of the 20th century in a 1999 poll of scholars of public address.

Q1. What issues does Martin Luther King's speech address?

1. Continuation of racism
2. End to racism and civil and economic rights
3. Civil rights
4. Civil War

Q2. What pushes King to speak: "I have a dream"?

1. He reads out the Emancipation Proclamation
2. He is prompted by Mahalia Jackson
3. He is overwhelmed by the crowd
4. Lincoln had asked him to give the speech.

Q3. From the last paragraph, give one word for "to leave"

1. Departed
2. Proclamation
3. Improvised
4. Address

Q4. What is the name of Martin Luther King's famed speech?

1. The Emancipation Proclamation
2. An Improvisation
3. A Peroration
4. I Have a Dream

Q5. In front of whom does King speak?

1. The civil rights supporters
2. His friends
3. Lincoln
4. The Negroes

Read the following and answer the questions given below

Conflict had existed between Spain and England since the 1570s. England wanted a share of the wealth that Spain had been taking from the lands it had claimed in the Americas.

Elizabeth I, Queen of England, encouraged her staunch admiral of the navy, Sir Francis Drake, to raid Spanish ships and towns. Though these raids were on a small scale, Drake achieved dramatic success, adding gold and silver to England's treasury and diminishing Spain's supremacy. Religious differences also caused conflict between the two countries. Whereas Spain was Roman Catholic, most of England had become Protestant. King Philip II of Spain wanted to claim the throne and make England a Catholic country again. To satisfy his ambition and also to retaliate against England's theft of his gold and silver, King Philip began to build his fleet of warships, the Spanish Armada, in January 1586.

Philip intended his fleet to be indestructible. In addition to building new warships, he marshaled 130 sailing vessels of all types and recruited more than 19,000 robust

soldiers and 8,000 sailors. Although some of his ships lacked guns and others lacked ammunition, Philip was convinced that his Armada could withstand any battle with England.

The martial Armada set sail from Lisbon, Portugal, on May 9, 1588, but bad weather forced it back to port. The voyage resumed on July 22 after the weather became more stable.

The Spanish fleet met the smaller, faster, and more maneuverable English ships in battle off the coast of Plymouth, England, first on July 31 and again on August 2. The two battles left Spain vulnerable, having lost several ships and with its ammunition depleted. On August 7, while the Armada lay at anchor on the French side of the Strait of Dover, England sent eight burning ships into the midst of the Spanish fleet to set it on fire. Blocked on one side, the Spanish ships could only drift away, their crews in panic and disorder. Before the Armada could regroup, the English attacked again on August 8.

Although the Spaniards made a valiant effort to fight back, the fleet suffered extensive damage. During the eight hours of battle, the Armada drifted perilously close to the rocky coastline. At the moment when it seemed that the Spanish ships would be driven onto the English shore, the wind shifted, and the Armada drifted out into the North Sea. The Spaniards recognized the superiority of the English fleet and returned home, defeated.

Q1. Sir Francis Drake added wealth to the treasury and diminished Spain's ____.
unlimited power
unrestricted growth
territory
treaties

Q2. King Philip recruited many __ soldiers and sailors.
warlike
strong
accomplished
timid
inexperienced

Q3. The __ Armada set sail on May 9, 1588.
complete
warlike
independent
isolated

Q4. The two battles left the Spanish fleet ____.
open to change
triumphant
open to attack
defeated
discouraged

Q5. The Armada was __ on one side.
closed off
damaged
alone
circled

2. Read the following and answer the questions given below

Opera refers to a dramatic art form, originating in Europe, in which the emotional content is conveyed to the audience as much through music, both vocal and

instrumental, as it is through the lyrics. By contrast, in musical theater an actor's dramatic performance is primary, and the music plays a lesser role. The drama in opera is presented using the primary elements of theater such as scenery, costumes, and acting. However, the words of the opera, or libretto, are sung rather than spoken. The singers are accompanied by a musical ensemble ranging from a small instrumental ensemble to a full symphonic orchestra.

1. It is pointed out in the reading that ----.
 - A) has developed under the influence of musical theater
 - B) is a drama sung with the accompaniment of an orchestra
 - C) is not a high-budget production
 - D) is often performed in Europe
 - E) is the most complex of all the performing arts
2. We can understand from the reading that ----.
 - A) people are captivated more by opera than musical theater
 - B) drama in opera is more important than the music
 - C) orchestras in operas can vary considerably in size
 - D) musical theater relies above all on music
 - E) there is argument over whether the music is important or the words in opera
3. It is stated in the reading that ----.
 - A) acting and costumes are secondary to music in musical theater
 - B) many people find musical theater more captivating than opera
 - C) music in musical theater is not as important as it is in opera
 - D) an opera requires a huge orchestra as well as a large choir
 - E) opera doesn't have any properties in common with musical theater.

Read the following passage and answer the questions given below.

Dolphins are regarded as the friendliest creatures in the sea and stories of them helping drowning sailors have been common since Roman times. The more we learn about dolphins, the more we realize that their society is more complex than people previously imagined. They look after other dolphins when they are ill, care for pregnant mothers and protect the weakest in the community, as we do. Some scientists have suggested that dolphins have a language but it is much more probable that they communicate with each other without needing words. Could any of these mammals be more intelligent than man? Certainly the most common argument in favor of man's superiority over them that we can kill them more easily than they can kill us is the least satisfactory. On the contrary, the more we discover about these remarkable creatures, the less we appear superior when we destroy them.

1. It is clear from the passage that dolphins ----.
 - A) don't want to be with us as much as we want to be with them
 - B) are proven to be less intelligent than once thought
 - C) have a reputation for being friendly to humans
 - D) are the most powerful creatures that live in the oceans
 - E) are capable of learning a language and communicating with humans
2. The fact that the writer of the passage thinks that we can kill dolphins more easily than they can kill us ----.

- A) means that they are better adapted to their environment than we are
- B) shows that dolphins have a very sophisticated form of communication
- C) proves that dolphins are not the most intelligent species at sea
- D) does not mean that we are superior to them
- E) proves that Dolphins have linguistic skills far beyond what we previously thought

3. One can infer from the reading that ----.

- A) dolphins are quite abundant in some areas of the world
- B) communication is the most fascinating aspect of the dolphins
- C) dolphins have skills that no other living creatures have such as the ability to think
- D) it is not usual for dolphins to communicate with each other
- E) dolphins have some social traits that are similar to those of humans.

Read the following and answer the questions given below.

Naval architects never claim that a ship is unsinkable, but the sinking of the passenger-and-car ferry Estonia in the Baltic surely should have never have happened. It was well designed and carefully maintained. It carried the proper number of lifeboats. It had been thoroughly inspected the day of its fatal voyage. Yet hours later, the Estonia rolled over and sank in a cold, stormy night. It went down so quickly that most of those on board, caught in their dark, flooding cabins, had no chance to save themselves: Of those who managed to scramble overboard, only 139 survived. The rest died of hypothermia before the rescuers could pluck them from the cold sea. The final death toll amounted to 912 souls. However, there were an unpleasant number of questions about why the Estonia sank and why so many survivors were men in the prime of life, while most of the dead were women, children and the elderly.

1. One can understand from the reading that ----.
 - A) the lifesaving equipment did not work well and lifeboats could not be lowered
 - B) design faults and incompetent crew contributed to the sinking of the Estonia ferry
 - C) 139 people managed to leave the vessel but died in freezing water
 - D) naval architects claimed that the Estonia was unsinkable
 - E) most victims were trapped inside the boat as they were in their cabins

2. It is clear from the passage that the survivors of the accident ----.
 - A) helped one another to overcome the tragedy that had affected them all
 - B) were mostly young men but women, children and the elderly stood little chance
 - C) helped save hundreds of lives
 - D) are still suffering from severe post-traumatic stress disorder
 - E) told the investigators nothing about the accident

3. According to the passage, when the Estonia sank, ----.
 - A) there were only 139 passengers on board
 - B) few of the passengers were asleep
 - C) there were enough lifeboats for the number of people on board
 - D) faster reaction by the crew could have increased the Estonia's

chances of survival

E) all the passengers had already moved out into the open decks

6. Medical report writing.

You are a staff nurse in the psychiatry ward. Mr. Rammohan aged 40 was admitted in your ward with the complaint of Dengue. Write a report of this to your clinical instructor.

7. Medical report writing.

You are a staff nurse in the psychiatry ward. Ms. Lalitha aged 34 was admitted in your ward with the complaint of Alzheimer disorder (memory loss). Write a report of this to your clinical instructor.

8. Medical report writing.

You are a staff nurse in the psychiatry ward. Mr. Ranjith aged 50 was admitted in your ward with the complaint of Obsessive compulsive disorder. Write a report of this to your clinical instructor.

9. Medical report writing.

You are a staff nurse in the special ward. Mrs. Jaya Priya aged 30 was admitted in your ward with the complaint of Diarrhea. Write a report of this to your clinical instructor.

10. Medical report writing.

You are a staff nurse in the psychiatry ward. Mr. Vijay aged 20 was admitted in your ward with the complaint of Anxiety disorder. Write a report of this to your clinical instructor.

11. Write a Comprehensive Report on the outbreak of Covid-19 in your Locality.

12. Write a Comprehensive Report on the outbreak of Malaria in your Locality.

13. Write a Comprehensive Report on the outbreak of Dengue in your Locality.

14. Write a Comprehensive Report on the outbreak of Cholera in your Locality.

15. Write a Comprehensive Report on the outbreak of Pneumonia in your Locality.

Two Mark Questions

1. How to make effective reading?
2. What are the types of reading?
3. Why medical report writing is important in your profession?
4. What are the skills you should have for successful Telephone conversation.

II YEAR

PAPER 5 - CLINICAL PHARMACOLOGY

UNIT 1: ANTISIALOGUES, ANTIEMETICS

6 Marks

1. Compare and contrast pharmacology of atropine & glycopyrolate.
2. Discuss briefly about the indications, contraindications systemic effects, and adverse effects of glycopyrolate.
3. Discuss briefly about the pharmacodynamics & clinical uses of atropine.
4. Discuss briefly about mechanism of action, uses & adverse effects of proton pump inhibitors.
5. Classification of antiemetic's.
6. Write about the mechanism of action & pharmacokinetics of ondansetron?
7. Write the clinical uses of atropine?
8. Mention the clinical use of glycopyrolate?
9. Mention the types of muscarinic receptors & their location?
10. Mention the drugs used to treat PONV?
11. What are the prophylactic drugs used for PONV?

3 Marks

1. What is meant by atropine flush?
2. What is meant by atropine fever?
3. Mention any 2 clinical uses of atropine?
4. Mention any 2 clinical uses of glycopyrolate?
5. What is the premedication dose of glycopyrolate?
6. Mention any 2 adverse effects of ondansetron?
7. Mention any 2 adverse effects of metaclopramide?
8. Mention the clinical uses of dexamethasone?
9. Mention the adverse effects of dexamethasone?
10. Mention any 2 clinical uses of ondansetron?
11. Mention any 2 clinical uses of metaclopramide?
12. Mention the vagolytic dose of atropine.
13. Mention the antisialogue of glycopyrolate

UNIT 2: SEDATIVES/ANXIOLYTICS AND NARCOTICS

6 Marks

1. What is the mechanism of action and clinical uses of benzodiazepines?
2. Explain about the systemic effects of diazepam?
3. Write any 5 clinical uses of midazolam?
4. Explain about the pharmacokinetics of midazolam?
5. Compare & contrast of neuroaxial opioids v/s intravenous opioids?
6. Describe the pharmacokinetics of morphine?
7. How are the pharmacokinetics of fentanyl different from morphine?
8. List the commonly used opioids agonist and there relative potencies?
9. What are the different types of opioids receptors and the effects at these receptors?
10. Discuss the routes of delivery for analgesic drugs with example?
11. Classification of opioids receptors?
12. Write short note on opioids antagonist?
13. Discuss briefly about the clinical uses, adverse effects of pentazocine?
14. Mention the clinical uses & adverse effects of fentanyl?
15. Classifications of NSAIDS?
16. Explain briefly about paracetamol poisoning -clinical features, toxicity and treatment.
17. Classifications of OPIODS?

3 Marks

1. Write about benzodiazepine antagonist?
2. Clinical uses of lorazepam?
3. Mention any 4 clinical use of midazolam?
4. Mention the dose of diazepam for induction & sedation?
5. Mention the dose of midazolam for premedication & sedation?
6. What are the side effects of morphine?
7. What about naloxone?
8. Write about transdermal fentanyl patch?
9. Mention the side effects of diclofenac?
10. Clinical uses of paracetamol?
11. Write dose of fentanyl, morphine for induction?

UNIT 3: H2 BLOCKERS & ANTACIDS

3 Marks

1. Name any 2 drugs for treating peptic ulcer disease?
2. Mention the clinical uses of ranitidine?
3. Mention the adverse effects of ranitidine?
4. Write about the pharmacokinetics of ranitidine?
5. Clinical uses of cimetidine.
6. Clinical uses of famotidine.
7. Mention the advantage of gelusil?
8. Mention any 2 indications for using sodium citrate?
9. Mention the advantages of muccine gel?

UNIT 4: INDUCTION AGENTS

10 Marks

1. Discuss briefly about the mechanism of action, systemic effects of propofol?
2. Explain about the pharmacokinetics, pharmacodynamics of thiopentone sodium?
3. Discuss briefly about the pharmacokinetics, systemic effects of ketamine?
4. Compare & Contrast pharmacology of thiopentone and propofol.
5. Compare & Contrast pharmacology of ketamine and propofol.

6 Marks

1. Discuss briefly about the systemic effects of thiopentone sodium?
2. Explain about the pharmacokinetics of thiopentone?
3. Discuss briefly about the complication of thiopentone?
4. Discuss briefly about the systemic effects of propofol?
5. Mention the complication of propofol?
6. Explain about the clinical uses of propofol?
7. Mention the advantage & contraindication of ketamine?
8. Explain briefly about the systemic effects of ketamine?
9. Mention the clinical uses of ketamine?

3 Marks

1. Mention any 4 physical properties of thiopentone sodium?
2. Mention the composition of propofol?
3. Mention any 2 physical properties of propofol?
4. Write any 2 clinical uses of ketamine?
5. Mention any 4 contraindications of ketamine?
6. Any 2 clinical uses of propofol?
7. Write about Etomidate?
8. What are the drugs that decrease ICT?
9. Mention the advantage of Etomidate?
10. What is meant by dissociate ANAESTHESIA?

11. Mention the clinical uses of thiopentone sodium?
12. Mention the contraindication of thiopentone?

UNIT 5: MUSCLE RELAXANTS

6 Marks

1. Classify neuromuscular blockers?
2. Describe the difference between phase1 and phase2 block?
3. Describe the mechanism of action of NMBD at neuromuscular junction?
4. Discuss about the systemic effect of depolarizing agents?
5. Distinguish between steroidal & benzyl Isoquinolinium compound?
6. What are the factors prolonging the nm blockade?
7. Explain briefly about the pharmacokinetics & adverse effects of vecuronium?
8. Write about the clinical effects & pharmacokinetics of atracurium?
9. Mention the clinical uses of neostigmine?
10. Compare & contrast non-depolarizing and depolarizing muscle relaxants.
11. Write about the systemic effects of NMBDS?

3 Marks

1. What are the signs of adequate reversal?
2. How is succinylcholine metabolized?
3. What is the intubating dose of succinylcholine?
4. Mention the side effects of succinylcholine?
5. What is the choice of NMBD influenced by?
6. Difference between cisatracurium&atracurium?
7. What are the drugs which decreases pseudo cholinesterase?
8. Name the conditions increasing pseudo cholinesterase?

UNIT 6: INHALATIONAL AGENTS

6 Marks

1. Discuss the factors which increase & decrease MAC?
2. Discuss the factors which influence transfer of inhaled anesthetic from machine to lungs?
3. What is a blood gas partition co efficient? Mention BG coefficient for the drugs?
4. What is second gas effect?
5. What is diffusion hypoxia?
6. Discuss the effects of inhaled anesthetics on mean arterial pressure, cardiac output, SVR?
7. What are the effects of inhaled anesthetics on cerebral blood flow?
8. Mention the properties of nitrous oxide?
9. Discuss about the systemic effects, contraindication of N₂O?
10. Discuss briefly about MAC? Write MAC value for any 4 agents?

3 Marks

1. What are the MAC values of isoflurane?
2. Mention the complication of halothane agents?
3. Mention the anesthetic properties of isoflurane?
4. Mention the anesthetic properties of desflurane?
5. What are the agents that increase ICT?
6. Write about laughing gas?
7. Mention the contraindication of nitrous oxide?

UNIT 7: REVERSAL AGENTS

3 Marks

1. Mention the dose of neostigmine?
2. Mention the adverse effects of neostigmine?
3. What is the dose of atropine for reversal?

4. What is the dose of glycopyrrolate for reversal?
5. Mention some conditions where atropine is preferred to glycopyrrolate for reversal?

UNIT 8: LOCAL ANESTHETICS

10 Marks

1. Write about the classification of local anesthetics? Compare any 2 local anesthetics.
2. Explain the mechanism of action of local anesthetics. Discuss the preparation & therapeutic uses of xylocaine & bupivacaine?
3. Write about the various concentrations of bupivacaine and its clinical uses.

6 Marks

1. Discuss briefly about local anesthetic toxicity?
2. What are the available preparation of xylocaine & one clinical uses of each?
3. Explain briefly about the systemic effects of LA?
4. Classification of local Anesthetic drugs?
5. Compare & contrast bupivacaine & levo-bupivacaine.
6. Write about the clinical uses & advantages of Ropivacaine.

3 Marks

1. Mention any 2 clinical uses of 2% lignocaine jelly?
2. Mention the indication of emia ointment & its adverse effects?
3. What are the available percentage of xylocaine?
4. Name the drugs used for epidural ANAESTHESIA?
5. Clinical symptoms of toxic reactions of LA?
6. Mention the advantages of amide linked local anesthetic?
7. Mention the disadvantage of ester linked local anesthetic?
8. Mention the toxic dose of lignocaine & bupivacaine?
9. List out the difference between xylocaine 2% and xylocard 2%?
10. Mention the advantages of lignocaine with adrenaline 2%?
11. Mention the contraindications of lignocaine with adrenaline %?

UNIT 9: EMERGENCY DRUGS

6 Marks

1. Discuss the mode of administration, dilution, dosage, systemic effects, indications, side effects of adrenaline?
2. Classification of diuretics.
3. Mention the clinical uses of adrenaline?
4. Write about dopaminergic receptors and drugs acting on it?
5. Mention the therapeutic uses of nor adrenaline?
6. Discuss briefly about the systemic effects & clinical uses of dobutamine?
7. Explain briefly about pharmacokinetics & clinical uses of ephedrine?
8. Clinical uses of xylocard?
9. Mention the clinical uses, systemic effects, dosage & mode of administration of vasopressin?
10. Classify oral hypoglycemic agents?

3 Marks

1. Write any 2 clinical uses of furosemide?
2. Write any 2 drugs for bronchial asthma treatment?
3. Mention the therapeutic uses of hydrocortisone?
4. Write any 4 indications of steroid therapy?
5. Role of oxytocin during LSCS?
6. Name any 2 uterine relaxants used clinically?
7. Write about adverse effects of furosemide?
8. Name any four emergency conditions in which hydrocortisone is used?

9. Name the drugs used in hypertensive emergencies?
10. Name any 2 side effects of insulin?
11. Mention any 2 anticonvulsant drugs?
12. Mention four drugs for congestive heart failure?

UNIT 10: SYSTEMIC DRUGS

3 Marks

1. What are the drugs used in anaphylactic shock?
2. Mention the location of alpha receptors?
3. Mention the location of beta receptors?
4. Define inotropes? Name any 2 drugs?
5. Mention the indications of dopamine?
6. Mention the indications of dobutamine?
7. Write the dosage atropine and glycopyrolate?

6 Marks

1. Classify anti arrhythmic drugs with suitable examples?
2. Explain the mechanism of action & therapeutic uses of any one class of anti arrhythmic drug?
3. Write about classification of bronchodilators add note on theophylline?
4. Classify antihypertensive drugs?
5. Classify beta blockers. Write about the clinical uses & adverse effects of beta blockers?
6. Therapeutics uses & adverse effects of beta blockers?
7. Classify antihistamines. Explain briefly the clinical uses of antihistamines?
8. Explain the mechanism of action, pharmacodynamics of NTG?
9. Mention the clinical uses & adverse effects of NTG?
10. Compare & contrast NTG & SNP?
11. Classification of diuretics?
12. Clinical uses of furosemide?
13. Discuss about clinical uses & adverse effects of metformin?
14. Classify oral hypoglycemia agents?
15. Mention the uses & adverse effects of mannitol?
16. Discuss in detail about the clinical uses & adverse effects and mechanism of action of calcium channel blockers?
17. Mention any 5 adverse effects of systemic steroids on prolonged drug therapy?

UNIT 11: MISCELLANEOUS DRUGS

3 Marks

1. Write about the composition of ringer lactate?
2. Mention the contraindication of RL?
3. Write about haemaccel?
4. Mention any 2 clinical uses of protamine?
5. Mention the clinical uses of ketorolac?
6. Name any 2 antipsychotic drugs?
7. List out the commonly used surgical prophylactic antibiotics?
8. Mention the common uses IV fluids inside the OT?
9. Difference between crystalloids and colloids?

PAPER 6 - APPLIED ANATOMY AND PHYSIOLOGY

UNIT 1- RESPIRATORY SYSTEM

10 Marks

1. Explain briefly about the mechanism of breathing with diagram.
2. Write about lung volume & capacities with diagram.

6 Marks

1. Discuss the causes and management of post-operative hypoxia.
2. How to recognize & manage hypoxia post operatively?
3. Write about Clinical manifestation of hypoxia & hazards of oxygen therapy.
4. What are the causes of bronchospasm during induction phase, intraoperative & extubation?
5. Discuss briefly about the methods of o₂ therapy.
6. Write about the anesthetic management on suspecting bronchospasm.
7. Explain about the drug therapy for bronchospasm.
8. Difference between bronchospasm and laryngospasm.
9. What are surfactants? What are the factors affecting surfactant production?
10. Write about the cells of the alveoli & functions of the alveoli.
11. Write about the function of the nose.
12. What are the muscles involved in respiration.
13. Write about the right and left lung bronchi pulmonary segments.
14. Explain about the respiratory centers.
15. Write about the causes & management of respiratory acidosis and alkalosis.
16. Write about the causes and management of metabolic acidosis and alkalosis.
17. What are the indications for ABG analysis?
18. What is spirometry? Mention its indications & contraindications?
19. What is the significance for FRC?
20. What are the pulmonary function tests? enumerate physiological factors that affects normal values of PFT

3 Marks

1. What is bronchospasm?
2. Define ARDS?
3. Write any 2 functions of surfactant?
4. Define alveolar macrophages?
5. Name the arterial supply of the lungs?
6. Mention the nerve supply to the lungs?
7. Define vocal cord paralysis?
8. Write about applied aspects of epiglottis?
9. Expansion of HME filters?
10. Mention the function of lower airway?
11. Difference between the right and left bronchus?
12. What are the cartilages of the larynx?
13. Define Henderson hasselbalch equation?
14. Define anatomical & physiological dead space?
15. How to calculate MAP?
16. Write about the normal ABG values?
17. What is tidal volume with e.g. 65 kg adult male?
18. What is the difference between hypoxia and hypoxemia?
19. What is the indication for O₂ therapy for post op period?
20. Mention advantage and disadvantage of nasal cannula?
21. Mention advantage and disadvantage of o₂ mask?
22. Mention the significance of FRC?
23. Enumerate the intercostal muscles & their nerve supply?

24. What is the factors affecting the o2 transport?

UNIT-2 CARDIOVASCULAR SYSTEM

10 Marks

1. Explain briefly about the conduction system of the heart?
2. Explain about the phases involved in cardiac cycle?
3. Define Myocardial infarction. Mention its clinical features, complication & management of MI?
4. Describe coronary circulation& discuss factors that influence the coronary circulation?

6 Marks

1. Explain the waves and complexes seen in ECG?
2. Explain the valves of heart?
3. Explain briefly about the types& pathophysiology of shock?
4. Mention signs & symptoms of hypovolemic shock?
5. Fluid resuscitation & monitoring in hypovolemic shock?
6. Mention the types of heart blocks?
7. Treatment for third degree heart block?
8. What is a pacemaker? Mention its types?
9. When does the coronaries get filled & why?
10. Explain about METS?
11. What is NYHA classification?
12. Grades of mitral stenosis depending on valve.

3 Marks

1. What is sinus arrhythmias?
2. Define sinus bradycardia?
3. Define sinus tachycardia?
4. What are the causes of sinus bradycardia?
5. What are the causes of sinus tachycardia?
6. What is atrial flutter?
7. What is atrial fibrillation?
8. Define cardiac cycle?
9. How will you calculate cardiac output?
10. Define Bainbridge reflex?
11. What are the branches of aorta?
12. Draw normal ECG waves?
13. What is the types of shock? Define shock?
14. Name any 2 antiarrhythmic drugs?
15. Name any 2 antihypertensive & anti platelet drugs?
16. Treatment of hypovolemic shock.
17. Mention the causes of complete heart block?
18. What is meant by arrhythmia?
19. Mention any 2 drugs used for cardiac failure?
20. Mention any 5 reversible causes of sudden cardiac arrest?
21. Name the drugs used in acute chest pain?
22. Mention the auscultatory areas of the heart?

UNIT -3 FLUIDS AND ELECTROLYTES

6 Marks

1. Differentiate between crystalloids and colloids.
2. What are the complications associated with the use of colloids?
3. Discuss about the composition of crystalloids?
4. Discuss about the classification of IV fluids?
5. Calculation of fluid requirement during ANAESTHESIA?
6. Write about the diagnosis, treatment, anesthetic consideration of

hyperkalemia.

7. Write about the diagnosis, treatment, anesthetic consideration of hypokalemia.

8. Write about the diagnosis, treatment, anesthetic consideration of hypernatremia.

9. Write about the diagnosis, treatment, anesthetic consideration of hyponatremia.

3 Marks

1. What are the indications of hypertonic saline?
2. What are the indications of ringer lactate?
3. Mention the purposes of establishing an IV line before surgical procedures?
4. What are the available concentrations of dextrose injection?
5. Mention the indication of dextrose injection?
6. Write about hydroxyethyl starch.
7. Write about haemaccel.
8. What are the contraindications of RL?
9. Write about the composition of RL?
10. What are the basic requirements for starting IV lines?
11. Mention the parts of IV set & its importance of each?
12. What are the signs and symptoms of hypokalemia?
13. What are the signs and symptoms of hyponatremia?
14. Write about the anesthetic consideration of hypokalemia?
15. Write about the anesthetic consideration of hyperkalemia?
16. Write about the normal values of electrolytes.
17. ECG changes in hyperkalemia?
18. Write about the treatment of hyponatremia?
19. Composition of body fluids.

UNIT 4 BLOODS TRANSFUSION

6 Marks

1. What are the indications of blood transfusion?
2. What are the indications for FFP transfusion?
3. Write about the complications of blood transfusion?
4. Mention the complications of massive blood transfusion?
5. What are the precautions to be taken during blood transfusion?
6. Discuss briefly about the blood components?
7. Mention any 5 contraindications of blood transfusion?
8. How will you estimate the blood loss during ANAESTHESIA?

3 Marks

1. Mention the contraindications of blood transfusion?
2. Write about the composition of blood?
3. What is blood grouping?
4. Mention any 2 complications of blood transfusion?
5. Define TRALI?
6. Mention the components of blood?
7. Mention any 2 conditions for transfusing platelets?
8. What is the shelf life of stored whole blood, FFP, PRBC & CRYOPRECIPITATE?
9. Mention the dose of FFP, platelets for transfusion?

UNIT 5 NERVOUS SYSTEM

6 Marks

1. Glasgow coma scale
2. Role of mannitol in head injury patients.
3. Treatment for status epilepticus.
4. Enumerate various positions for neuro-surgical procedures.
5. Difference between EDH & SDH.

6. Explain the effect of muscle relaxants in patients on inj.phenytoin.
7. Special Monitoring use in neurosurgical procedures

3 Marks

1. What are the types of neurons.
2. Classification of nervous system.
3. What are the layers encountered during spinal ANAESTHESIA.
4. Mention the 12 pairs of cranial nerves.
5. Parts of neuron.
6. Reflex arc.

UNIT 6 NEUROMUSCULAR PHYSIOLOGY

6 Marks

1. What is neuromuscular junction? Explain briefly about the morphology of neuromuscular junction?
2. How Ach is synthesized? Explain how ach is released from axon terminal.
3. Explain about the NDMR & DMR effects on post junctional receptors.

UNIT 7 REPRODUCTIVE SYSTEM

3 Marks

1. What is supine hypotension?
2. What are the techniques in preventing supine hypotension?
3. Mention the respiratory physiological changes during pregnancy & its anestheticimplication?
4. Mention the GIT changes during pregnancy & its anesthetic importance?
5. Mention the CVS changes during pregnancy & its anesthetic importance?
6. Namethe drugs which cross the placenta?
7. What are the anesthetic drugs to be avoided during pregnancy?
8. ANAESTHESIA choice for pregnancy and its advantages?

PAPER 7 - INTRODUCTION & PRINCIPLES OF OPERATION THEATRE MANAGEMENT

UNIT-1 BIO PHYSICS

3 MARKS

1. Mention 3 gas laws applied in ANAESTHESIA?
2. Define Bernoulli's principle?
3. Define venturi principle?
4. Mention the application of venturiprinciple?
5. Define diffusion?
6. What is meant by critical temperature?
7. Define Boyle's law and its applied aspects?
8. Define Charles law and its practical aspects?

UNIT-2 THEATRE ORGANIZATION

10 Marks

1. Define Sterilization, classify it. Describe about the principles, advantages of moist heat sterilization in detail.
2. What is chemical sterilization? Discuss its classification and some common agents used in hospital setup.
3. Explain in detail about the functional flow of a CSSD.
4. Explain briefly about the steps involved in maintenance of theatre asepsis for the effective functioning of operating room.

6 Marks

1. Discuss about the advantages and disadvantages of E-o sterilization.
2. Describe the operation theatre air condition system how laminar flow reduces the incidence of infection.
3. Describe some factors affecting the efficacy of disinfection & sterilization.
4. Explain briefly about the fumigation & carbolization methods in operating room.
5. Mention the advantages and disadvantages of autoclave.
6. Discuss about the aldehydes as a disinfectants.
7. Mention the clinical use of chemical disinfectant used in hospital setup.
8. Define the role of theatre technician in monitoring safety of OT.
9. What are the available percentages of betadine solution? Mention its clinical uses.
10. What are the composition of surgical spirit, cidex? Mention its clinical uses
11. Discuss the occupational hazards for health workers in operation theatre and advocate prophylactic measures.
12. Define suture materials? Write about the types of sutures with examples?
13. Explain about the types of access zones in OT?

3 Marks

1. What are the biological indicators of effective sterilization?
2. Write about Categories of people working in operating theatre.
3. Name some parameters to be monitored in autoclaving.
4. Define sterilization?
5. What is antisepsis?
6. Mention the sterilization control used in autoclave & shelf life of items.
7. What are the drawbacks of Eo-sterilization?
8. What is the shelf life of items sterilized by autoclave & Eo-sterilization?
9. What are the chemical indicators?
10. What are steps will be you take if indicators fail?
11. What is the use of bowie-dick strips in sterilization?
12. Distinguish dry heat and moist heat sterilization.
13. Define CSSD?
14. Mention the importance of instrument inspection and checking in the packing?
15. How will you sterilize heat labile instrument?
16. How will you check the sterility of instrument?
17. Define operating department?
18. Define disinfection with examples?
19. Mention the uses of suture materials?
20. List out the various packaging material for sterilization .

UNIT -3 INFECTION CONTROL

10 Marks

1. Write in detail about universal safety precaution.
2. What is Nosocomial infection . Explain its causes precaution measures and treatment?
3. What are the steps involved in disinfection of HIV, HBV contaminated devices?

6 Marks

1. Mention the personal protective equipment and describe the role in infection control?
2. How laminar flow reduces the incidence of infections?
3. What are the steps involved in surgical hand wash?
4. What are the precautions to be taken for prevention of hospital acquired infection?

5. What are the steps for the decontamination of suction apparatus?
6. What are the precaution techniques involved in handling serology positive patients?
7. What are the precaution techniques in the protection of personnel working in operating theatre?
8. Explain the steps involved in management of blood & body fluid spillage.
9. Write about the classification of equipment in the operating room.
10. What are the precaution techniques in handling sharps?
11. Describe briefly about the types of hand washing?
12. Mention the 5 main infection control manoeuvres to control transmission?
13. What are the general principles to be followed in the high risk areas?
14. Discuss about post exposures prophylaxis of hepatitis & HIV disease?

3 Marks

1. Define concurrent infection?
2. Define terminal infection?
3. Define droplet infection?
4. Mention the special care for sharp instrument?
5. What are the causes of cross infection?
6. Mention the steps of surgical hand wash?
7. How will you dispose waste sharps?
8. Define Nosocomial infection?
9. Mention any 2 preventive measures to avoid nosocomial infection?
10. What is meant by high level disinfection?
11. Mention the importance of hand hygiene?
12. What are the stages of decontamination?
13. Mention any 2 universal safety precautions?
14. Mention do's and don'ts of needle stick injury?
15. Expand the following: - NABH, ICN, ICC, JCI
16. Mention the types of hand wash.
17. Mention the principles of aseptic techniques?

UNIT 4-BIOMEDICAL WASTE MANAGEMENT

6 Marks

1. Define biomedical waste? Classify hospital waste?
2. Describe about the steps of biomedical waste management.
3. Write in detail about hospital waste segregation.

UNIT 5- PATIENT AND STAFF SAFETY

3 Marks

1. Define adverse drug reactions?
2. Define High risk medication?
3. Define -documentation & its purposes?
4. Define Medication errors?
5. Name any 2 look alike drugs? With color coding?
6. Name any 2 sound alike drugs? With color coding?
7. Name any 4 high risk medications? With color coding?
8. Mention the types of medication errors?
9. Write about the narcotic handling techniques inside the OT?
10. Mention the types of communication?

UNIT 6-TRANSPORT MEDICINE

6 Marks

1. Mention the goals of first aid? What are the tools of first aid kit?
2. Discuss briefly about the primary survey of trauma patient.
3. Types of patient transport ambulance.
4. Mention the equipments used for spinal immobilization .

5. List out the common emergency codes followed in hospital.
6. List out the emergency drugs in crash cart - one indications of each.

UNIT 7- MEDICAL, LEGAL & ETHICAL ISSUES

6 Marks

1. Explain in detail about the informed consent.
2. Explain in detail about the types of consent followed in the hospital.
3. Write about Therapeutic misadventure& Professional negligence
4. Explain briefly about the four major principles of medical ethics?
5. Mention the duties & responsibilities of physician in general?
6. What are the major three reasons for need of confidentiality?
7. What are the importance of medical ethics ?
8. What do you mean by euthanasia & mention the kinds of euthanasia .

3 Marks

1. Professional secrecy.
2. Define medical malpractice?
3. What is meant by medical negligence?
4. Mention the 3 common types of malpractice?
5. Mention the importance of informed consent?
6. What do you meant by patient's right?
7. What is meant confidentiality?
8. Mention the duties owed by a medical practitioner?

UNIT 8- INVENTIONARY PROCEDURES

6 Marks

1. Explain briefly about the prevention of fire safety & electric hazards in OT.
 2. Define inventory control & explain about the types of inventory.
 3. Discuss in detail about the surgical safety checklist following inside the OT?
- Flowchart of Store requisition process in operation theatre complex.

PAPER 8 - INTRODUCTION TO ANAESTHESIA TECHNOLOGY

UNIT 1 -HISTORY OF ANAESTHESIA

3 Marks

1. Write about W.T.G Morton.
2. Write about world ANAESTHESIA day.
3. Write about august bier.
4. Mention the duties of the anesthetic team.
5. Mention the purpose of ANAESTHESIA?

UNIT 2- PRE-OP-PREPARATION

6 Marks

1. Define preoperative assessment? Mention its advantages?
2. Describe about mallampatti classification of an adult oral cavity?
3. What are the routine investigations to be done according to the age?
4. What are the goals of a pre operative evaluation?
5. Discuss the ASA physical status classification?
6. What are the components of the airway examination?
7. Write about the NPO guidelines for elective surgery?
8. Write about the aims of premedication & drugs used for it?

UNIT 3 PERIOPERATIVE & INTRAOPERATIVE MANAGEMENT & POST OP COMPLICATIONS

6 Marks

1. Discuss in detail the checklist for receiving the patient in preoperative room from ward.
2. Enlist the things to be kept ready prior to surgery in OT.
3. Discuss in brief the things you will check for in the operation theatre before induction of ANAESTHESIA.
4. What are the common problems encountered in recovery room?
5. How do you confirm tracheal placement of ETT?
6. What are the complications of laryngoscopy, endotracheal intubation?
7. Describe the basic equipment needed for endotracheal intubation?
8. What is endotracheal intubation? What are the steps involved in technique of intubation?
9. How will you sterilize the ANAESTHESIA equipment?
10. Mention the job responsibilities of certified ANAESTHESIA technologist?
11. Enlist the thing to be kept in the recovery room?
12. Enumerate various positioning of patient and write about the physiological changes of any two positioning?
13. What are the precaution that to be taken during positioning the patients?
14. Write about ASA recommend monitoring for GA&RA?
15. Write about the criteria for the patient discharge from PACU (modified Aldrete score) ?

3 Marks

1. Mention the two common routes of drug administration?
2. Name two common sites for monitoring invasive arterial blood pressure?
3. Why do we pre oxygenate patient before induction?
4. What are the available IV venflon sizes with color coding?
5. Name the two ideal sites for vein puncture?
6. Mention any two situation where RSI may be used?
7. Name any 2 induction and opioid's drugs?
8. Draw ET tube & label its parts?
9. What are the available size of suction catheters?
10. What are the available size of Ryle's tube with color coding?

11. Mention the components of iv therapy?
12. Mention the triad of general ANAESTHESIA?
13. Define the term balanced ANAESTHESIA?
14. Mention the steps involved in general ANAESTHESIA?
15. What are the available sizes of spinal needle with color coding?
16. Difference between spinal and epidural ANAESTHESIA?
17. Mention the indications of spinal ANAESTHESIA?
18. Mention the contraindication of spinal ANAESTHESIA?
19. Mention the complications of spinal ANAESTHESIA?

UNIT 4 MEDICAL GAS SUPPLY, ANAESTHESIA MACHINE

10 Marks

1. Discuss the brief about the safety measures in ANAESTHESIA machine?
2. Discuss in brief about the safety system in ANAESTHESIA machine & medical gas supply?
3. Discuss briefly about central pipelines system & mention its advantages , disadvantages?
4. Describe the mandatory checklist that's undertaken to avoid ANAESTHESIA mishaps before using ANAESTHESIA machine?

6 Marks

1. Write about the function of Boyle's machine?
2. Write about the components of ANAESTHESIA machine?
3. List out the safety mechanism of to prevent administration of hypoxic gas mixture?
4. Mention the cautions & rules to be strictly followed with cylinders?
5. Mention the essential items to be kept on the ANAESTHESIA work station?
6. Write short notes on pressure regulators in Boyle's machine & mention their mechanism involved?
7. Write short note on pin index safety system with diagram.
8. Explain the following
 - a. O₂ failure alarm
 - b. O₂ flush
 - c. Common gas outlet
9. What are the different sizes of cylinders & their capacities?
10. What are the precautions should be taken while transporting cylinders?
11. Describe briefly about hanger yoke assembly?
12. What are the hazards of o₂ flush valve?
13. What are the safety devices for O₂ supply pressure failures?
14. Describe flow meter assembly? Mention the factors may contribute to erroneous reading of flow meter?
15. Enumerate the safety features of vaporizer?

3 Marks

1. Mention the advantages of pipeline system?
2. Mention the safety features in the vaporizer?
3. What are the color coding of o₂, n₂o, air pipelines?
4. What are the color coding of o₂, n₂o, air cylinders?
5. Write any 2 function of Boyle's machine?
6. Write the pin index system for o₂, n₂o, air?
7. What are the color coding of flow control valves?
8. What are the color codes of vaporizers?
9. What are the compressed gases used in ANAESTHESIA?
10. What do PSI, PSIG, PSIA stand for?
11. What are cylinders made up of?
12. What are the different size of cylinders and their capacities?
13. What are the fallacies of the check valve assembly?

14. Mention the safety features of cylinders?
15. What are the fallacies of the pin index safety system?
16. Mention the uses of yoke block?
17. What are the safety features of pressure regulators?
18. What are the flows & pressure at which o₂ is delivered from o₂ flush valve?
19. Mentions the mechanisms are incorporated in an ANAESTHESIA machine to prevent delivery of a hypoxia mixture?
20. Mention the safety measures are built into the flow meter block?
21. What is the safety features on the back bar?

UNIT 5 BREATHING SYSTEM

6 Marks

1. Write about the composition of sodalime/ baralyme?
2. Comparison between semi-closed & closed system?
3. Explain briefly about the component of ANAESTHESIA breathing system?
4. Classification of ANAESTHESIA breathing system.
5. What are the advantages and disadvantage of circle system?
6. What is the chemical reaction taking place during co₂ absorption by soda lime?
7. What are the ideal characteristics of tubing used in a breathing circuits?
8. Describe and compare the corrugated rubber tube with the plastic disposable tubing?
9. What are requirements of a breathing system?
10. What is the function of reservoir bag?
11. Enumerate themapleson breathing circuits with one comments on each?
12. What are the components of circle breathing system & their function?

3 Marks

1. Define breathing systems?
2. Write short note on baincircuit?
3. Write about JRM circuit?
4. Draw circle system & label its parts?
5. What are the signs of exhaustion of soda lime?
6. Mention the advantage of circle system?
7. Mention the disadvantage of mapleson system?
8. What are the advantage of using co₂ absorber?
9. When will you change the sodalime canister?
10. Mention the function of the reservoir bag?
11. What are the APL valves?

UNIT 6 - FACE MASK, AIRWAY, LARYNGOSCOPES, ET TUBES

10 Marks

1. Define tracheal tubes. Explain about the design, construction material, cuff system and sterilization of ET tube?
2. What is laryngoscope? Mention its indications and description about parts of laryngoscopes?
3. Define an airway? Mention its indication, description about the parts of oropharyngeal airway?
4. Definitions of facemask. Mention its types & available sizes. Description about the parts of face mask?

6 Marks

1. Mention the complication of laryngoscope?
2. How will you decide the size of endotracheal tube?
3. Discuss about the sterilization of ANAESTHESIA equipment?
4. Explain briefly about the parts of the face mask?

5. Mention the advantage and disadvantage of face mask?
6. Explain briefly about the parts of oropharyngeal airways?
7. Mention the complication of oropharyngeal & nasopharyngeal airway?
8. Write about the techniques of use of facemasks?
9. Explain briefly about the parts of laryngoscope?
10. Mention the types of laryngoscope blades with 1 comments on each?
11. What are the steps involved in technique of laryngoscopy?
12. Explain briefly about the construction material & design of Et tube?
13. Mention the complication of laryngoscopy?
14. Discuss about the cuff system of Et tube?
15. Write about the marking on the Et tube & their importance?
16. Difference between red rubber & PVC Et tube?
17. Enumerate indication and contraindication of tracheal tube intubation?
18. Define an airway. what are the types of airway?

3 Marks

1. What are the color coding of oropharyngeal airways?
2. Draw Ettube and label its parts?
3. Draw oropharyngeal airway & label its parts?
4. Mention the indication of flexometallic tube?
5. Mention the indication of RAE tube?
6. Define an airway?
7. How are airways classified?
8. What are the uses of airways?
9. How do you estimate the appropriate size of an oral & nasal airway?
10. What are the precaution to be taken during the insertion of an airway?
11. What are the problems that can arise during use of an airways?
12. What is the difference between connector and adaptors?
13. Describe a tracheal tube connectors?
14. What are the ISO recommendations for tapered connections or adaptors?
15. How will you clean & sterilize the connectors?
16. Define laryngoscopes?
17. What are the uses of the laryngoscopes?
18. What are the unique features of laryngoscopes used for difficult intubation?
19. Which laryngoscopes would be useful in obese patients?
20. How are laryngoscopes sterilized?

UNIT- 7 VENTILATOR

6 Marks

1. Explain briefly about the types of bellows in ANAESTHESIA ventilators with their advantages and disadvantages?
2. Define volume controlled ventilation. What are the advantages & disadvantages?
3. Define pressure controlled ventilation. What are the advantages & disadvantages?
4. What alarms are set during ventilation? Explain the functions of them?

UNIT 8- MONITORING

6 Marks

1. What are the aims of anesthetic monitoring?
2. What are the clinical uses of capnography?
3. What are the mechanisms for development of hypothermia in the anesthetized patient?
4. What are the indications of central venous access?
5. List out the causes of hypothermia & its management?
6. Why do we need intra operative monitoring?
7. Write about indication sites of temperature monitor?

8. What is Allens test? How will you check for adequacy of collateral circulation?
9. Describe procedure for arterial puncture .Mention do's and don'ts.
10. Preparation of OT for the IBP monitoring.
11. Write about ASA recommend monitoring for GA and RA?

3 Marks

1. What are the factors which affect the accuracy of pulse oximetry?
2. How to attach ECG electrodes?
3. Name the sites of measuring pulseoximetry?
4. What are the normal target monitoring values for an adult under GA?
5. How will you choose the correct NIBP cuff size?
6. What is capnography?
7. What are the factors affecting ETCO₂?
8. What is Allenstest?
9. Mention any 4 complication of arterial cannulation?
10. How will you manage hypothermia in anesthetized patients?
11. Mention the indications for invasive arterial blood pressure monitoring?
12. Mention any 2 clinical uses of capnography?
13. Mention the complications of hypothermia?

UNIT 9 - EMERGENCY EQUIPMENTS

3 Marks

1. What are the uses of manual resuscitators?
2. Mention the indications of LMA?
3. Mention the contraindications of LMA?
4. What is meant by supraglottic devices?
5. Mention the classification of supraglottic devices?
6. How will you decide the size of the supreme LMA for a patient?
7. How will you decide the size of the proseal LMA for a patient?
8. How will you decide the size of the l-gel LMA for a patient?
9. What are the cuff inflation volumes of supreme LMA?
10. What are the cuff inflation volumes of prosealLMA?
11. Mention the indications of bougie?
12. Mention the importance of stylet used in ANAESTHESIA?
13. What are the advantages of scavenging system in ANAESTHESIA machine?
14. Define defibrillation?
15. Mention the indications for a defibrillators?
16. What are the types of defibrillator electrodes?
17. Mention the risks in defibrillator?
18. Mention the components of ambu bag.

III YEAR
PAPER 9 - CLINICAL ANAESTHESIA PART-1

UNIT 1: OBSTETRIC ANAESTHESIA

6 Marks

1. Discuss briefly about the physiological changes occur during pregnancy and its anesthetic implications.
2. OT preparation for the emergency LSCS.
3. OT preparation for the management of massive obstetric hemorrhage.
4. Mention the advantages and disadvantages of using regional anesthetic techniques in obstetric patients.
5. Risk and benefits of epidural analgesia in Labour.
6. Role of vasopressors for treating intraoperative hypotension.
7. Effects of anesthetic drugs & agents on pregnancy .
8. ANAESTHESIA techniques for delivery & LSCS.
9. Anesthetic management of bronchospasm during intraoperative period in LSCS.
10. Anesthetic management of obstetric emergencies.
11. Anesthetic management of hypertension in LSCS.
12. Mention the indications for emergency LSCS and the available anesthetic techniques.
13. Dose recommended for spinal and epidural ANAESTHESIA techniques.
14. Discuss briefly about commonly used uterotonics.
15. Post LSCS analgesia.
16. Aspiration prophylaxis during pregnancy.
17. Mandatory equipment's to be kept ready for new born resuscitation .

3 Marks

1. Name any 2 uterine relaxants?
2. Name any 2 uterine contraction drugs?
3. Mention the drugs used in obstetric emergencies?
4. Write about acid aspiration syndrome?
5. Techniques to prevent supine hypotension?
6. Mention the drugs used for premedication in obstetrics patients?
7. Mention the anesthetic implications of respiratory physiological changes seen during pregnancy?
8. Mention the anesthetic drugs to be avoided during pregnancy.
9. Name any 2 bronchodilator drugs used during pregnancy.
10. Treatment for eclampsia.
11. RSI during LSCS.
12. List out the spinal ANAESTHESIA drugs used for LSCS and its dose.
13. List out the hypertensive diseases conditions during pregnancy.
14. APGAR score.
15. Recommended endotracheal tube size for LSCS.
16. Recommended ET Tube size for newborn resuscitation.

UNIT 2: ENT ANAESTHESIA

6 Marks

1. Discuss briefly about the ANAESTHESIA techniques for common ENT surgical procedures.
2. Preparation of operation theatre for tonsillectomy in pediatrics.
3. Role of nasal vasoconstrictors in ENT ANAESTHESIA.
4. Management of post tonsillectomy bleeding.
5. Preparation of operation theatre for jet ventilation.
6. Mention the specialized ET tubes used in ENT ANAESTHESIA and their indications.
7. Preparation of OT for tracheostomy procedure.

8. Discuss about Obstructive sleep apnoea .
9. OT preparation for bronchoscopy and esophgscopy.
10. Describe the positioning during adenotonsillectomy, physiological changes and its management.
11. Write in short why nitrous oxide is contraindications during middle ear surgeries.
12. Describe the OT preparation for awake fibre optic intubation .
13. Importance of MAC in ENT surgeries.
14. Common used nerve block techniques in ENT surgical procedures.

UNIT 3: GERIATRIC ANAESTHESIA

3 Marks

1. Mention the Anesthetic implications on cvs changes in geriatric patients.
2. Mention the Anesthetic implications on RS changes in geriatric patients
3. Mention the Anesthetic implications on genitourinary changes in geriatric patients
4. Mention the Anesthetic implications on endocrine changes in geriatric patients
5. Mention the Anesthetic implications on nervous system changes in geriatric patients
6. Mention the Anesthetic implications on temperature regulation changes in geriatric patients
7. Mention any 2 pharmacodynamics and pharmacokinetics changes in elderly patient.
8. Mention the advantages of regional ANAESTHESIA techniques in elderly patients .

UNIT 4 : OPHTHALMIC ANAESTHESIA

3 Marks

1. Mention the normal value of IOP ?
2. Name the anesthetic factors increasing IOP ?
3. Name the anesthetic factors decreasing IOP ?
4. Name the oculomedullary reflexes?
5. Name any 2 common ophthalmic procedures ?
6. Name some commonly used nerve block techniques in ophthalmic procedures?
7. Advantages of MAC ANAESTHESIA in ophthalmic procedures.
- 167
8. Mention the anesthetic drugs an agents to be avoided during ophthalmic procedures ?

UNIT 5: LAPAROSCOPIC ANAESTHESIA

6 Marks

1. Discuss briefly about the risk associated with the laparoscopic surgeries.
2. Discuss briefly about the systemic effects of laparoscopic surgery.
3. Anesthetic management for laparoscopic surgeries.
4. OT preparation for laparoscopic surgery.
5. List out the common laparoscopic surgical procedures and contraindications of laparoscopic procedures.
6. Positioning during laparoscopic procedures.

UNIT 6: ORTHOPAEDIC ANAESTHESIA

6 Marks

1. Discuss briefly about the ANAESTHESIA techniques for common orthopaedic surgical procedures .
2. Discuss briefly about the common orthopaedic surgical positioning and their complications.
3. Advantage of regional ANAESTHESIA techniques in orthopaedic procedures.
4. Write about fat embolism and cement implantation syndrome.
5. Discuss briefly about indication of tourniquet ,site of application ,cuff width ,pressure and time.

UNIT 7: REGIONAL ANAESTHESIA TECHNIQUES

10 MARKS

1. Compare and contrast spinal and epidural ANAESTHESIA with diagram.
2. Draw a relevant spinal anatomy? mention its indications, contraindication and complications of spinal ANAESTHESIA.
3. Draw a relevant epidural anatomy? mention its indications, contraindications and complications of epidural ANAESTHESIA.
4. Discuss briefly about the classification of nerve blocks with one indications of each?
5. Classification of local ANAESTHESIA drugs? compare and contrast any 2 local ANAESTHESIA drugs.
6. LAST - systemic effects and its management.

6 Marks

1. Comparative features of general and local ANAESTHESIA.
2. Discuss about the classification of local ANAESTHESIA drugs.
3. Mention the indications and contraindications of spinal ANAESTHESIA.
4. Mention the indications and contraindications of epidural ANAESTHESIA.
5. Discuss briefly about the systemic effects of spinal ANAESTHESIA.
6. Mention the complications of spinal ANAESTHESIA and its management.
7. Mention the signs and symptoms of high spinal & its management.
8. What are the layers encountered during spinal ANAESTHESIA with diagram?
9. Mention the factors affecting the height of block in spinal ANAESTHESIA?
10. Write about peripheral nerve stimulator?
11. Discuss about the assessment of neuraxial block.
12. What are the special advantages of using regional ANAESTHESIA over general ANAESTHESIA.
13. Discuss about the components in epidural kit with diagram.
14. What are the special precautions to be taken in patient on anticoagulation therapy.
15. Describe various techniques to identify epidural space and what is contained in epidural space.
16. Mention the drugs used for testing the epidural space and their significance.
17. LAST- CNS & CVS Effects.
18. Write about lipid emulsion.
19. PDPH - management.
20. OT preparation for nerve block ANAESTHESIA.
21. Describe some surface landmarks used to identify spinal interspaces.
22. Write about indications ,contraindications and complications of brachial plexus block .
23. Write about the indications ,complications of TAP Block ?
24. Write about caudal epidural ?
25. OT preparation for spinal ANAESTHESIA.
26. OT preparation for epidural ANAESTHESIA .

3 Marks

1. Mention the indication of caudal block?
2. Mention the indication of saddle block ?
3. Mention the opioids used for intrathecal ?
4. Mention the level of required for common surgeries?
5. Write about Bier's block?
6. Mention the advantages of combined spinal epidural?
7. What are the drugs used for spinal and epidural ANAESTHESIA?
8. Mention the types of spinal needles?

9. Name the positions required for performing spinal ANAESTHESIA?
10. Write about levo bupivacaine?
11. Write about ropivacaine and its availability?
12. What are the common post-operative complications in spinal ANAESTHESIA?
13. Write about epidural test dose?
14. Mention the techniques used to performing spinal ANAESTHESIA?
15. Mention the techniques used to identify epidural space?
16. Mention the causes of failure encountered with neuraxial blocks?
17. Management of high spinal.
18. Write about lipid emulsion.
19. Tuffier's line and its significance.
20. How does the sprotte needle differ from the quinckeneedle.
21. How do baricity and patient position affect the local anesthetic distribution in CSF ?
22. What determines the duration of spinal blockade.
23. What are the clinical features of PDPH ?
24. Mention the treatment options for PDPH ?
25. Mention any 2 ophthalmic nerve block ?
26. Mention the indication of maxillary block.
27. Mention the indication of lingual nerve block.
28. Mention the indication of glossopharyngeal nerve block.
29. Mention the indication of superior laryngeal nerve block.
30. Mention the indication of cervical plexus block.
31. Mention the indication of intercostal nerve block.
32. Mention the indication of axillary block.
33. Mention the indication of wrist block.
34. Mention any 2 upper & lower extremity block.
35. Write about penile block.
36. Mention the indication of Femoral nerve block.
37. Mention the indication of sciatic nerve block.
38. Mention the indication of ankle block.
39. Write about caudal epidural ?
40. What is caudaequinasyndrome ?

8. POST OPERATIVE COMPLICATIONS

3 Marks

1. What are the common problems encountered in recovery room ?
2. Mention the risk factors for PONV ?
3. Mention the pharmacological methods for management of PONV ?
4. Mention the non pharmacological methods for management of PONV ?
5. Name the drugs to treat post operative pain.
6. Mention the techniques for the management of shivering and hypothermia ?
7. Write about patient controlled epidural analgesia .
8. Write about the management of emergency delirium.
9. Management of hypoxemia in PACU .
10. Common monitoring in PACU.
11. List out the mandatory equipments to be kept in PACU.
12. List out the emergency drugs in crash cart.

PAPER 10 - CLINICAL ANAESTHESIA PART-2

UNIT 1: CARDIAC ANAESTHESIA

10 MARKS

1. Adult BLS algorithm.
2. Infant BLS algorithm.
3. Critical concepts of high quality CPR.
4. Preparation of operation theater for CABG.
5. Preparation of operation theater for invasive monitoring.
6. Discuss briefly about the invasive and non invasive monitoring.

6 Marks

1. Write about NYHA classification.
2. Explain the waves and complexes seen in ECG?
3. Explain the valves of heart?
4. Explain briefly about the types & pathophysiology of shock?
5. Mention signs & symptoms of hypovolemic shock?
6. Fluid resuscitation & monitoring in hypovolemic shock?
7. Mention the types of heart blocks?
8. Treatment for third degree heart block?
9. What is a pacemaker? Mention its types?
10. When does the coronaries get filled & why?
11. Explain about METS?
12. Grades of mitral stenosis depending on valve.
13. Define coronary steal ?discuss about the pathophysiology of coronary steal .
14. Explain briefly about the conduction system of the heart?
15. Explain about the phases involved in cardiac cycle?
16. Define Myocardial infarction. Mention its clinical features, complication & management of MI?
17. Describe coronary circulation & discuss factors that influence the coronary circulation?
18. Explain congenital heart disease.
19. Describe antibiotic prophylaxis?
20. Mention any five complications in CABG ?
21. Explain about the systemic hypothermia?
22. Write about the weaning methods from CPB?
23. What are the steps involved in cardio pulmonary bypass?
24. Write about cardioplegia ?
25. Discuss briefly about the vasopressors in cardiac surgery.
26. Discuss briefly about inotropes in cardiac surgery ?

3 Marks

1. What is sinus arrhythmias?
2. Define sinus bradycardia?
3. Define sinus tachycardia?
4. What are the causes of sinus bradycardia?
5. What are the causes of sinus tachycardia?
6. What is atrial flutter?
7. What is atrial fibrillation?
8. Define cardiac cycle?
9. How will you calculate cardiac output?
10. Define Bainbridge reflex?
11. What are the branches of aorta?
12. Draw normal ECG waves?
13. What is the types of shock? Define shock?
14. Name any 2 antiarrhythmic drugs?

15. Name any 2 antihypertensive & anti platelet drugs?
16. Treatment of hypovolemic shock.
17. Mention the causes of complete heart block?
18. What is meant by arrhythmia?
19. Mention any 2 drugs used for cardiac failure?
20. Mention any 5 reversible causes of sudden cardiac arrest?
21. Name the drugs used in acute chest pain?
22. Mention the auscultatory areas of the heart?
23. Define defibrillation?
24. Mention the indications for a defibrillator?
25. What are the types of defibrillator electrodes?
26. Mention the risks in defibrillation?
27. Mention the components of ambu bag.
28. What are the drugs used in anaphylactic shock?
29. Mention the location of alpha receptors?
30. Mention the location of beta receptors?
31. Define inotropes? Name any 2 drugs?
32. Mention the indications of dopamine?
33. Mention the indications of dobutamine?
34. Write the dosage atropine and glycopyrrolate?
35. Write any 2 clinical uses of furosemide?
36. Write any 2 drugs for bronchial asthma treatment?
37. Mention the therapeutic uses of hydrocortisone?
38. Write any 4 indications of steroid therapy?
39. Write about adverse effects of furosemide?
40. Name any four emergency conditions in which hydrocortisone is used?
41. Name the drugs used in hypertensive emergencies?
42. Name any 2 side effects of insulin?
43. Mention four drugs for congestive heart failure?

UNIT 2 : THORACIC ANAESTHESIA

3 Marks

1. List out some common thoracic surgery procedures.
2. Mention the advantages and disadvantages of one lung ventilation.
3. Mention the indication of double lumen tube ?
4. Mention the indication of bronchial blockers ?
5. Draw double lumen tube and label its parts.
6. Mention the techniques used for clinical confirmation of DLT ?
7. Positioning during thoracic surgeries.
8. What are the available sizes of DLT ?
9. Write about ICD ?
10. What is VATS ?

UNIT 3: PAEDIATRIC ANAESTHESIA

6 Marks

1. OT preparation for 3 yrs old male child undergoing laparoscopic surgery.
2. Discuss briefly about the regional ANAESTHESIA techniques in paediatrics.
3. Calculation formula for ET TUBE Size.
4. Explain 4-2-1 rule .
5. Common perioperative complications seen in paediatrics.
6. NPO fasting guidelines for paediatrics.
7. Effects of neuromuscular blockers in neonates.
8. Pharmacotherapy in paediatrics.
9. Thermoregulation in paediatrics.
10. Paediatric - body distribution and composition.
11. Discuss briefly about the anatomical variations in infants.
12. Discuss about positioning infants for airway management .

13. What are the respiratory and cardiovascular physiology changes in paediatrics.

3 Marks

1. List out the mandatory monitors for paediatric ANAESTHESIA?
2. Formula for ET tube size calculation in paediatrics.
3. Write about penile block .
4. Write about caudal block.
5. Write about caudal epidural.
6. What are the available sizes of paediatric IVvenflon ?
7. Write about paediatric IV drip set?
8. What are the available sizes of paediatric suction catheters.
9. What are the available sizes of paediatricrylestube ?
10. Write about neonatal ambubag ?
11. Write about paediatricambubag ?
12. Formula for fixing ET tube in inafnts ?
13. What are the available paediatric IV Fluids ?
14. Write about miller laryngoscope blade ?
15. Write about JRM circuit ?
16. What are the available sizes and colour code of oral airway ?
17. Mention the sites of measuring pulse oximeter in paediatrics ?
18. Write about anal suppository ?
19. Mandatory temperature required for infants in OT ?
20. Routes of administration of drugs in paediatrics.
21. ANAESTHESIA drug of choice for paediatrics.
22. What are the available Oral premedications for paediatrics ?
23. Mention the premedication dose of midazolam for infants ?
24. Mention the antisialogue dose of glycol pyrrolate for paediatrics ?
25. Mention the induction and sedation dose of ketamine ?

UNIT 4: NEURO ANAESTHESIA

6 Marks

1. Write about glasgow coma scale.
2. Discuss briefly about various postioning in neuro surgery and its complications.
3. Preparation of operation theatre for 24 years old male for pituitary adenoma.
4. Role of phenytoin in neurosurgical patients.
5. Role of mannitol in head injury patients.
6. Treatment for status epilepticus.
7. Enumerate various positions for neuro-surgical procedures.
8. Difference between EDH &SDH.
9. Explain the effect of muscle relaxants in patients on inj.phenytoin.
10. Special Monitoring use in neurosurgical procedures.
11. Write about air embolism .
12. Discuss about the factors affecting the intracranial pressure?

UNIT 5: ANAESTHESIA FOR TRAUMA AND SHOCK

5MARKS

1. Mention the goals of first aid? What are the tools of first aid kit?
2. Discuss briefly about the primary survey of trauma patient.
3. Types of patient transport ambulance.
4. Mention the equipments used for spinal immobilization.
5. List out the common emergency codes followed in hospital.
6. List out the emergency drugs in crash cart - one indications of each.
7. Discuss briefly about the events in RSI?
8. Discuss briefly about the secondary survey of trauma patient.
9. Classification of hemorrhagic shock.
10. glasscow coma scale.
11. Complications of massive blood transfusion.

12. Difficult airway algorithm.

UNIT 6: DAY CARE ANAESTHESIA

3 Marks

1. Define day care ANAESTHESIA ?
2. Mention the advantages and disadvantages of day care ANAESTHESIA ?
3. Mention the common day care surgical procedures ?
4. Minimum mandatory monitoring for day care ANAESTHESIA .
5. Write about TIVA ?
6. Write about patient selection criteria for day care ANAESTHESIA.
7. Write about discharge criteria for day care procedures.
8. Mention the contraindicated procedures for day care ANAESTHESIA ?

UNIT 7: ANAESTHESIA OUTSIDE OR

6 Marks

1. Explain about TIVA?
2. Discuss about the complications of patient management in outside OR.
3. What are the mandatory monitoring for ECT ?
4. ANAESTHESIA drug of choice for outside OR.
5. Role of technician in preparation outside OR.
6. List out the emergency drugs and resuscitation equipments to be kept for administering outside OR?

UNIT 8: TRANSPLANT ANAESTHESIA

3 Marks:

1. Mention the types of kidney donors.
2. Mention any 2 advantages of methyl prednisolone ?
3. Define informed consent ?
4. Advantages of transplant ANAESTHESIA?
5. Mention any 2 anesthetic complications in organ transplantation.

PAPER 11 - RESUSCITATION, CRITICAL CARE & RECENT ADVANCES

UNIT 1

10 MARKS

1. Adult BLS algorithm.
2. Infant BLS algorithm.
3. Critical concepts of high quality CPR.
4. Summary of high quality BLS for adults, children and infants .

3 Marks

1. What is sinus arrhythmias?
2. Define sinus bradycardia?
3. Define sinus tachycardia?
4. What are the causes of sinus bradycardia?
5. What are the causes of sinus tachycardia?
6. What is atrial flutter?
7. What is atrial fibrillation?
8. Define cardiac cycle?
9. How will you calculate cardiac output?
10. Define Bainbridge reflex?
11. What are the branches of aorta?
12. Draw normal ECG waves?
13. What is the types of shock? Define shock?
14. Name any 2 antiarrhythmic drugs?
15. Name any 2 antihypertensive & anti platelet drugs?
16. Treatment of hypovolemic shock.
17. Mention the causes of complete heart block?
18. What is meant by arrhythmia?
19. Mention any 2 drugs used for cardiac failure?
20. Mention any 5 reversible causes of sudden cardiac arrest?
21. Name the drugs used in acute chest pain?
22. Mention the auscultatory areas of the heart?

UNIT 2

6 Marks

1. VT/VF - cardiac arrest algorithm.
2. Asystole //PEA - cardiac arrest algorithm.
3. Explain the waves and complexes seen in ECG?
4. Explain the valves of heart?
5. Explain briefly about the types& pathophysiology of shock?
6. Mention signs & symptoms of hypovolemic shock?
7. Fluid resuscitation & monitoring in hypovolemic shock?
8. Mention the types of heart blocks?
9. Treatment for third degree heart block?
10. What is a pacemaker? Mention its types?
11. When does the coronaries get filled & why?
12. Explain about METS?
13. What is NYHA classification?
14. Grades of mitral stenosis depending on valve.
15. Explain briefly about the conduction system of the heart?
16. Explain about the phases involved in cardiac cycle?
17. Define Myocardial infarction. Mention its clinical features, complication& management of MI?
18. Describe coronary circulation& discuss factors that influence the coronary circulation?

3 Marks

1. Define defibrillation?
2. Mention the indications for a defibrillators?
3. What are the types of defibrillator electrodes?
4. Mention the risks in defibrillator?
5. Mention the components of ambu bag.
6. What are the drugs used in anaphylactic shock?
7. Mention the location of alpha receptors?
8. Mention the location of beta receptors?
9. Define inotropes?Name any 2 drugs?
10. Mention the indications of dopamine?
11. Mention the indications of dobutamine?
12. Write the dosage atropine and glycopyrolate?
13. Write any 2 clinical uses of furosemide?
14. Write any 2 drugs for bronchial asthma treatment?
15. Mention the therapeutic uses of hydrocortisone?
16. Write any 4 indications of steroid therapy?
17. Write about adverse effects of furosemide?
18. Name any four emergency conditions in which hydrocortisone is used?
19. Name the drugs used in hypertensive emergencies?
20. Name any 2 side effects of insulin?
21. Mention any 2 anticonvulsant drugs?
22. Mention four drugs for congestive heart failure?

UNIT 3: GENERAL CARE OF PATIENTS IN ICU

6 Marks

1. Classification of patients according to their level of illness.
2. Discuss briefly about the respiratory care of patients in ICU.
3. Discuss briefly about the cardiovascular care of patients in ICU.
4. Discuss briefly about the gastro intestinal care of patients in ICU.
5. Discuss briefly about skin and neuromuscular care of patients in ICU.
6. Discuss briefly about the care for mechanically ventilated patient.
7. Mention the indications for tracheostomy.
8. Discuss briefly about the tracheostomy care for ICU patients .
9. Preparation of OT for arterial blood pressure monitoring.
10. Preparation of OT for central venous pressure monitoring and Central venous catheterization.
11. Mention the indications and contraindications of arterial cannulation ?
12. Mention the complications of arterial cannulation ?
13. Mention the indications and complications of central venous catheterization ?
14. Write about allen's test.
15. Discuss briefly about the components in CVC kit.
16. Therapeutic measures in chest physiotherapy.
17. Discuss briefly about the non invasivemonitoring .

UNIT 4: RESPIRATORY SUPPORT

10 MARKS

1. Classify oxygen delivery devices, add note on venture device.
2. List the initial ventilator settings for a patient with COPD. Describe the steps in trouble shooting a ventilator giving a low tidal volume alarm.
3. Describe the approach for weaning a patient off mechanical ventilation. How will you check a patient's readiness for extubation.
4. Describe respiratory failure? list the causes and management of type 2 respiratory failure.
5. Describe the management of airway in an unconscious patient who does not have a definite airway ? Add a note on management of airway in patient with suspected

cervical spinal injury.

6 Marks

1. Discuss briefly about the management of tension pneumothorax.
2. Write about ventilator strategies in ARDS.
3. Importance of endotracheal suctioning in ICU patients .
4. write short notes on incentive spirometry.
5. write short notes on oxygen toxicity.
6. Discuss briefly about low flow oxygen delivery devices.
7. How would you trouble shoot a low pressure alarm on a ventilator.
8. Importance of Hand hygiene in critical care patients.
9. Principles of chest physiotherapy in ICU patients.
10. Humidifier devices used in ICU.
11. Troubleshooting high airway pressure and pressure limiting alarms in ventilator.
12. Discuss briefly about the weaning criteria .
13. Discuss briefly about modes of ventilation ?
14. Describe respiratory failure ? list the causes and management of type 2 respiratory failure.
15. What are the basic ventilatory settings to be set in a ventilator?
16. Compare volume control and pressure control.
17. Discuss about the choice of ventilator mode.
18. Mention the indications of PEEP ?
19. Discuss briefly about the methods to improve ventilation.

3 Marks

1. Write about the normal ABG values?
2. What is tidal volume with e.g. 65 kg adult male?
3. What is the difference between hypoxia and hypoxemia?
4. What is the indication for O₂ therapy for post op period?
5. Mention advantage and disadvantage of nasal cannula?
6. Mention advantage and disadvantage of O₂ mask?
7. Mention the significance of FRC?
8. Enumerate the intercostal muscles & their nerve supply?
9. What are the factors affecting the O₂ transport?
10. List the causes for difficulty in weaning a patient on ventilator.
11. Define humidification.
12. Mention the complications of NIV ?
13. Define work of breathing ?
14. Mention the hazards of aerosol therapy.
15. What are the methods of weaning ?
16. Define ventilation ?
17. Define ventilator associated pneumonia ?
18. Management of AUTO-PEEP.
19. Define FI_{O2} ?
20. Mention the types of ventilators ?
21. List the causes of ventilator dependence .
22. List the steps in extubation of a patient .
23. List the types of nebulized drug delivery devices.
24. Write the initial settings of non invasive ventilation for COPD exacerbation.
25. Indications and patient selection for non invasive ventilation.
26. List the advanced mode of ventilation.
27. Mention the types of humidifier and advantages of each ?
28. List the different modes of positive pressure ventilation.
29. List nebulized drugs used for bronchodilation.
30. List the indication for mechanical ventilation.
31. Alarms limit on ventilator.

UNIT 5: NUTRITIONAL SUPPORT

6 Marks

1. What are the consequences of malnutrition in ICU Patients .
2. Mention the goals of nutritional support in ICU Patients .
3. Discuss the methods of nutritional support.
4. Mention the indications of parenteral nutrition .
5. Clinical signs of malnutrition of adult patient.
6. Write about the diagnosis, treatment, anesthetic consideration of hyperkalemia.
7. Write about the diagnosis, treatment, anesthetic consideration of hypokalemia.
8. Write about the diagnosis, treatment anesthetic consideration of hypernatremia.
9. Write about the diagnosis, treatment anesthetic consideration of hyponatremia.

UNIT 6: ACID BASE DISORDER

6 Marks

1. Write about the causes & management of respiratory acidosis
2. Write about the causes & management of respiratory alkalosis.
3. Write about the causes and management of metabolic acidosis
4. Write about the causes and management of metabolic alkalosis.
5. What are the indications for ABG analysis?

UNIT 7: TRANSPORT OF CRITICALLY ILL PATIENT

6 Marks

1. Discuss briefly about the safe transport of critically ill patient.
2. Checklist for preparation to transfer a patient.
3. List out the equipments and drugs for transferring the critically ill patient